


Walk Trot Showmanship Pattern June 7th and July 26th

Classes 2, 3, 4



Be ready at cone A, marker will be on riders right

1. Walk from A to Judge
2. Stop and set up for inspection
3. When dismissed, trot to B
4. Stop at B and perform a 90 degree turn

Exit at a walk

Walk Trot English Equitation July 19TH

Classes 12, 13, 14

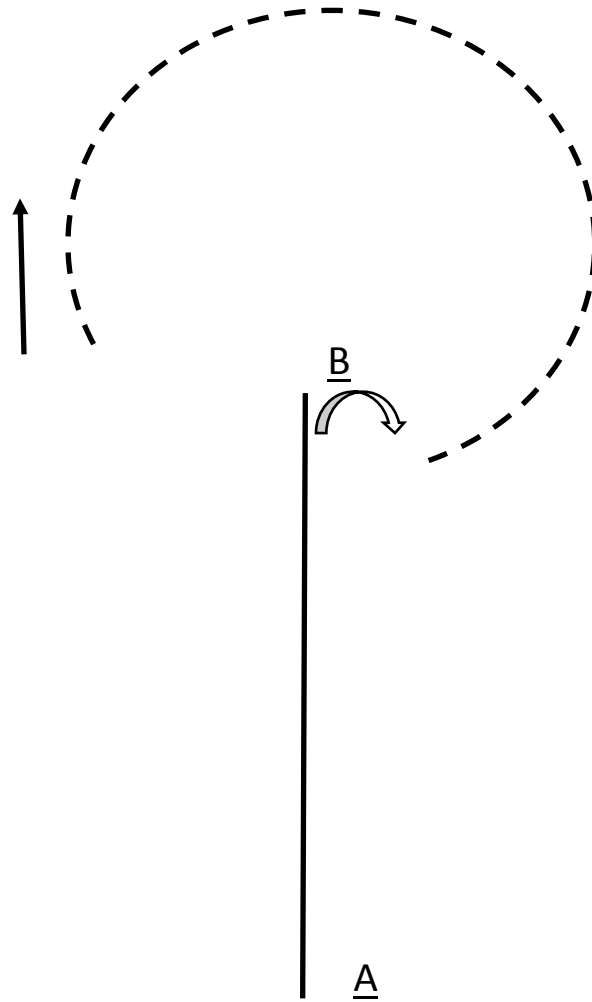


Be ready before cone A, marker will be on riders right

1. Walk to A
2. Sitting trot A to B
3. Posting trot on the Left Diagonal B to C
4. Stop at C and back 4 steps
5. Posting trot on the Right Diagonal to D
6. Stop at D, exit arena at a walk

Walk Trot Western Horsemanship June 28th

Classes 20 , 21, 22

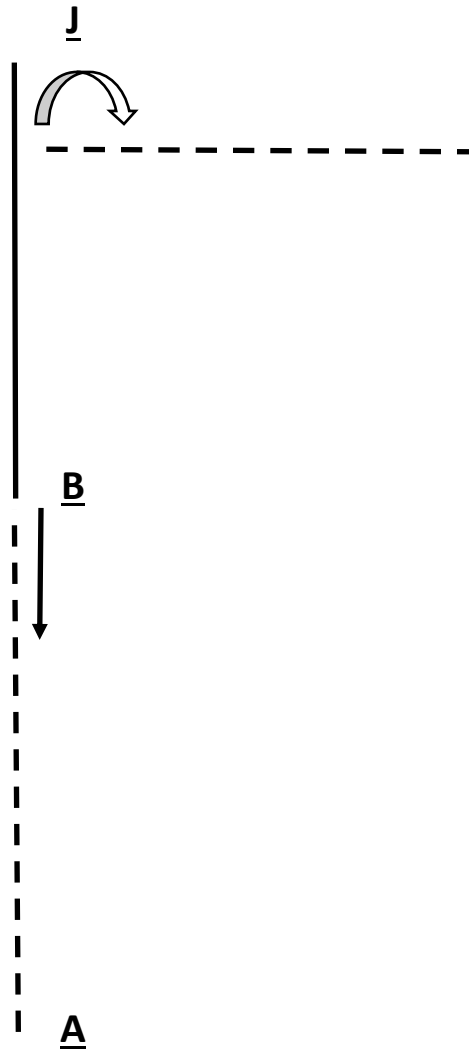


Be ready at cone A, marker will be on riders right

1. Walk A to B
2. At B perform a 90 degree turn to the right
3. Jog a circle around B
4. At B stop and back 4 steps

Walk Trot Showmanship Pattern June 28th July 5th

Classes 2, 3, 4

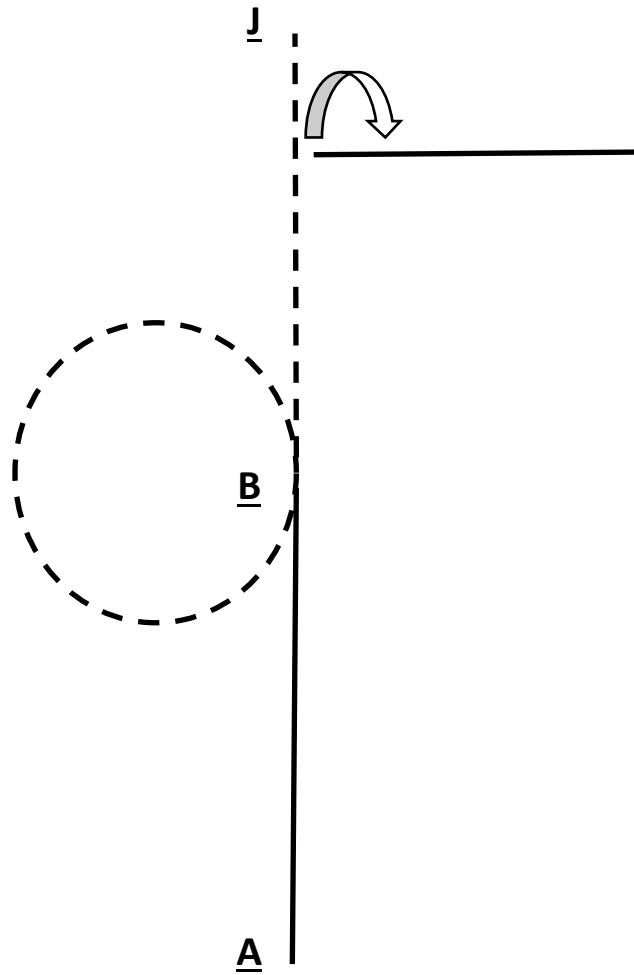


Be ready at cone A, marker will be on riders right

1. Jog to B, halt
2. Back 4 steps
3. Walk to Judge and set up for inspection
4. When dismissed perform a 90 degree pivot to right
5. Exit arena at a jog

Walk Trot Showmanship Pattern June 14th and July 19th

Classes 2, 3, 4

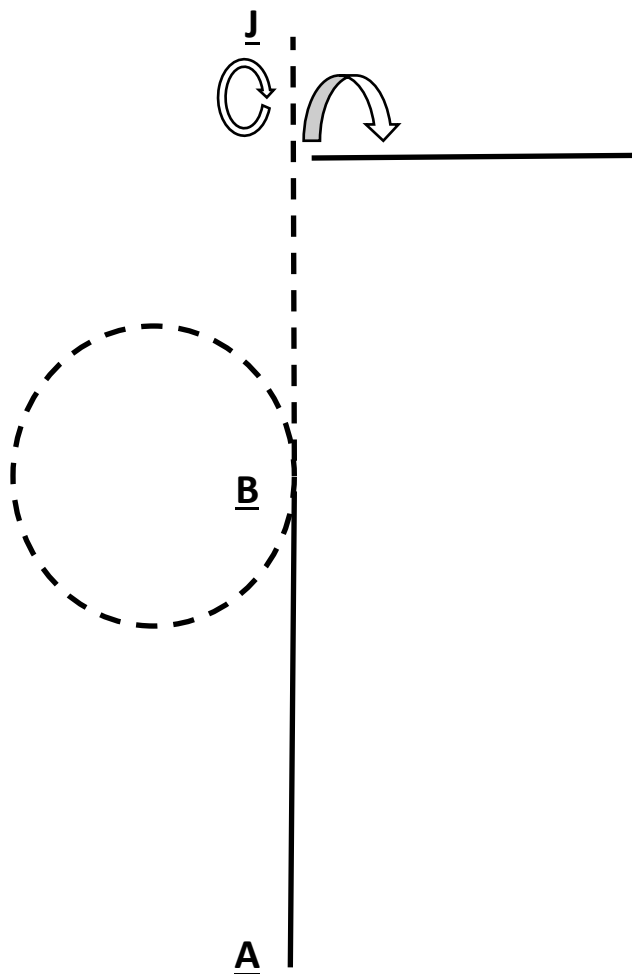


Be ready at cone A, marker will be on riders left

1. Walk to B
2. At B trot circle around B to Judge
3. Stop and set up for inspection
4. Perform a 90 degree turn and exit at a walk

Showmanship ages 9-12 & 13-14 AND 9-19 Pony W/T/C June 7th and June 28th

Classes 5, 25, 26

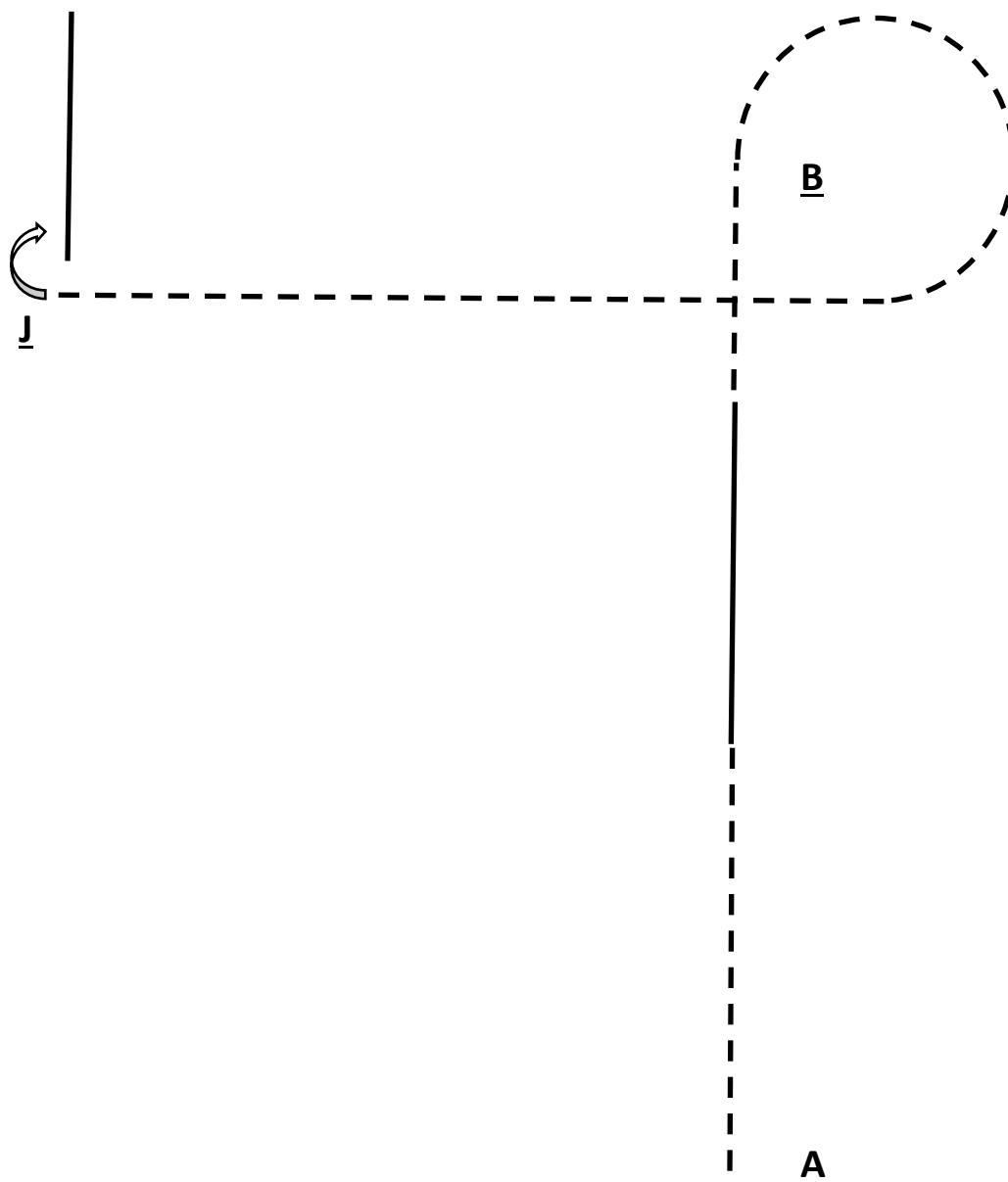


Be ready at cone A, marker will be on riders left

1. Walk to B
2. At B trot circle around B to Judge
3. Stop, perform 360 degree pivot, set up for inspection
4. Perform a 90 degree turn and exit at a walk

Showmanship ages 9-12 & 13-14 & 9-19 PonyW/T/C June 14th and July 19th

Classes 5, 25, 26

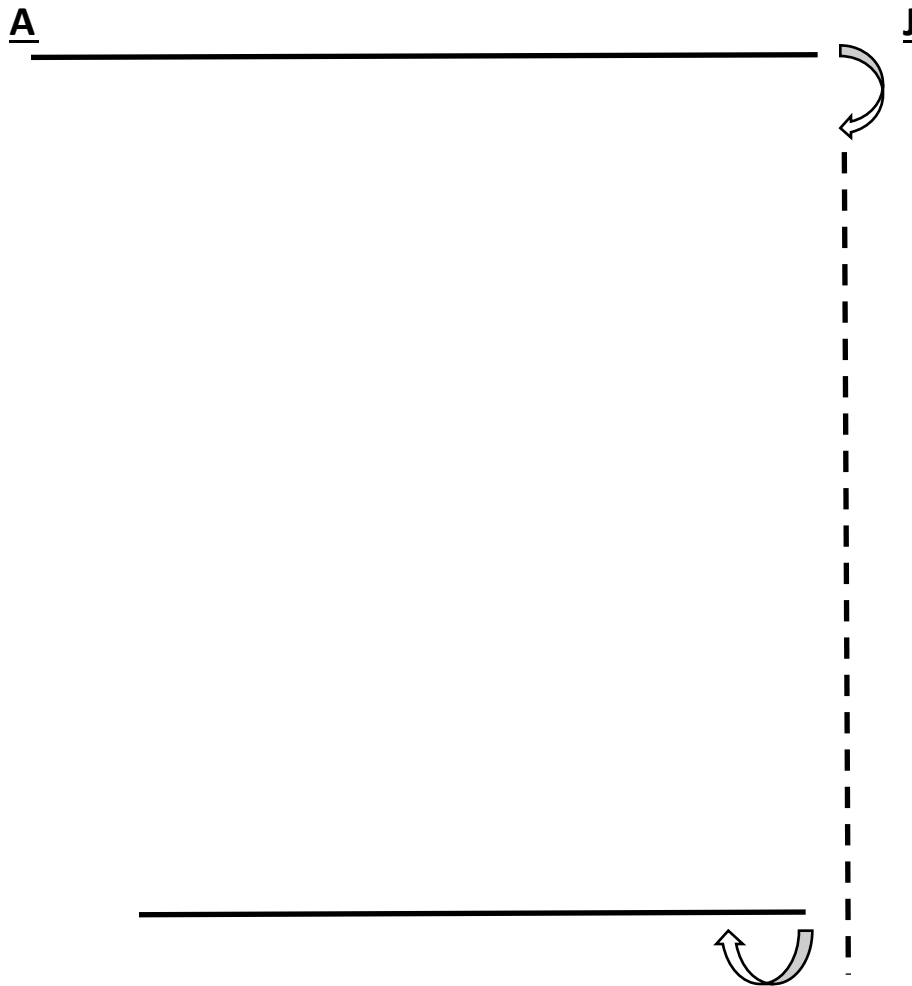


Be ready at cone A, marker will be on riders right

1. Trot halfway to B
2. Walk 2 horse lengths
3. Trot to and around B as shown
4. Trot to Judge, stop and set up for inspection
5. When dismissed perform a 90 degree turn and exit at a walk

Showmanship ages 9-12 & 13-14 & 9-19 Pony W/T/C July 5th and July 26th

Classes 5, 25, 26

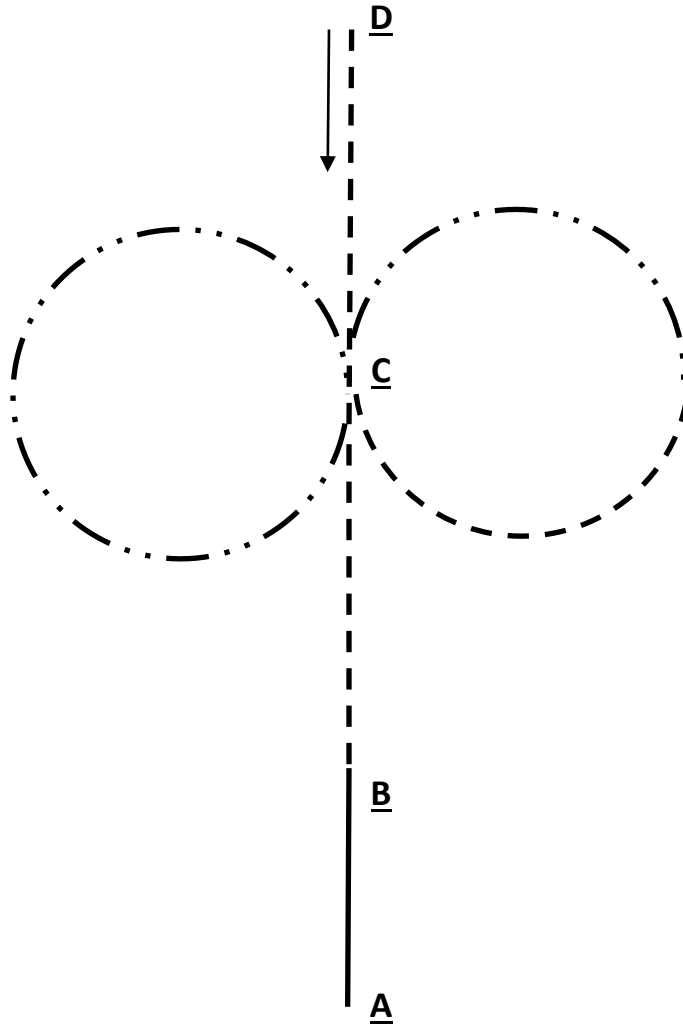


Be ready at cone A, marker will be on riders left

1. Walk to Judge, stop and set up for inspection
2. When dismissed, perform a 90 degree turn
3. Trot to B
4. Stop, perform a 90 degree turn, exit arena at a walk

Hunt Seat Equitation Ages 9-12 & 13-14 & Pony 9 – 19 W/T/C July 19th

Classes 15, 33, 34

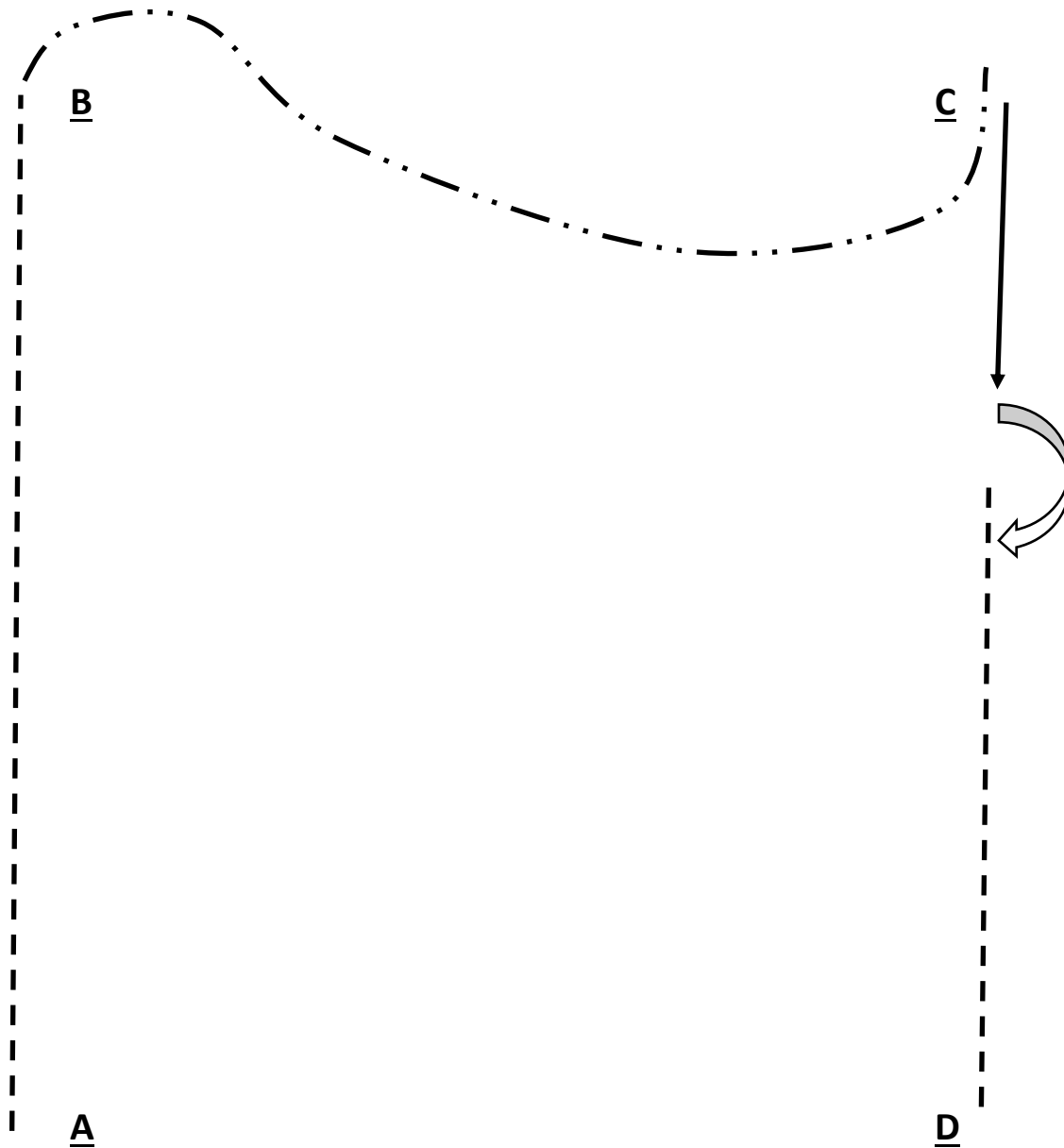


Be ready at cone A, marker will be on riders left

1. Walk A to B
2. Posting trot on the right diagonal to C
3. Canter circle to the left
4. Change leads at C, canter half circle to the right
5. Posting trot finishing circle
6. At C, sitting trot to D, stop and back 4 steps
7. Exit at a walk

Western Horsemanship ages 9-12 & 13-14 & 9-19 Pony W/T/C June 28th

Classes 23, 41, 42

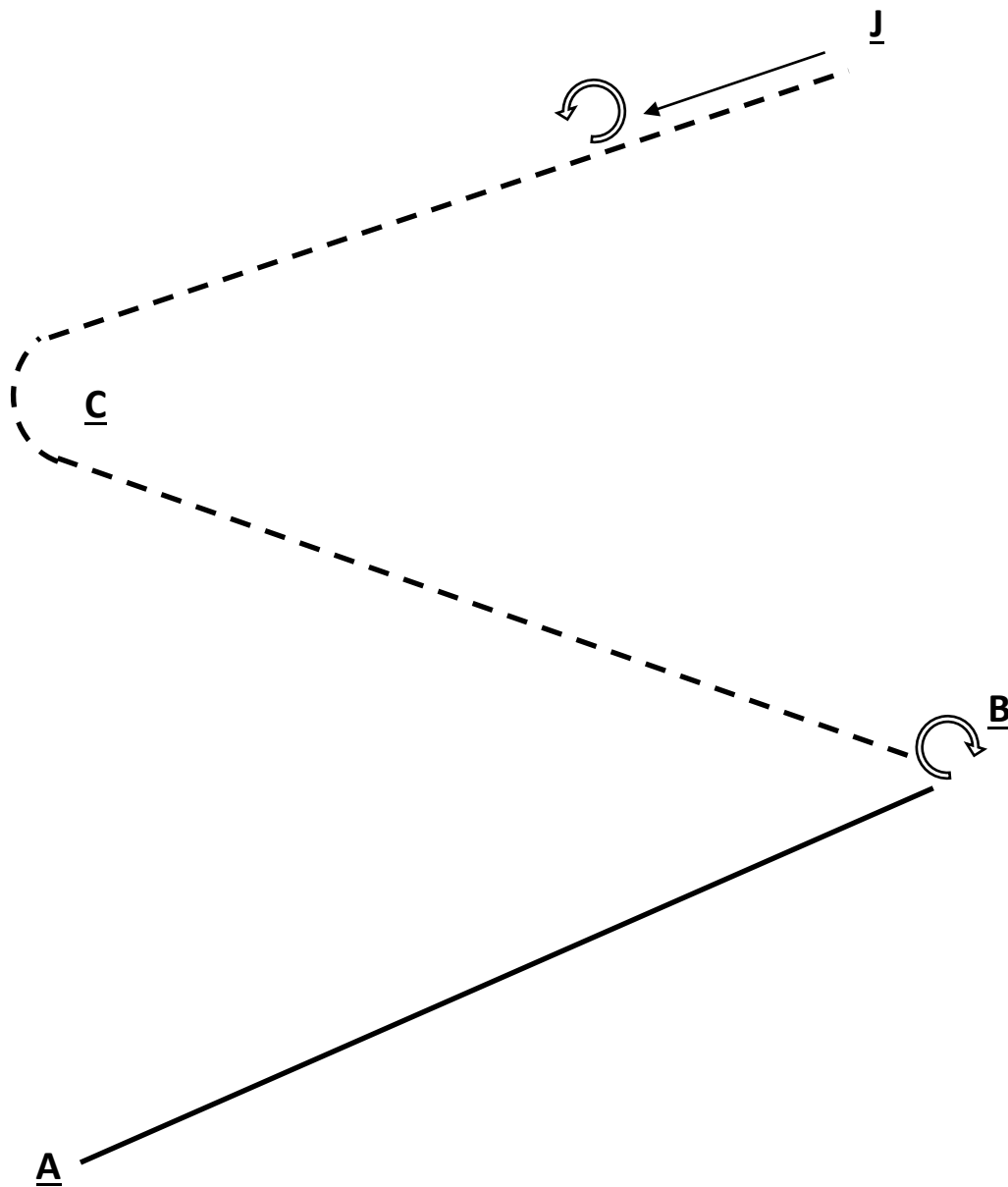


Be ready at cone A, marker will be on riders right

1. Jog to B
2. At the top of B pick up Left Lead Lope
3. Lope to C as shown
4. Halt at C and back 4 steps
5. Perform 180 degree turn to the right
6. Jog to D
7. at D, walk and exit arena

Showmanship Ages 15-19 June 7th and June 28th

Classes 27, 28

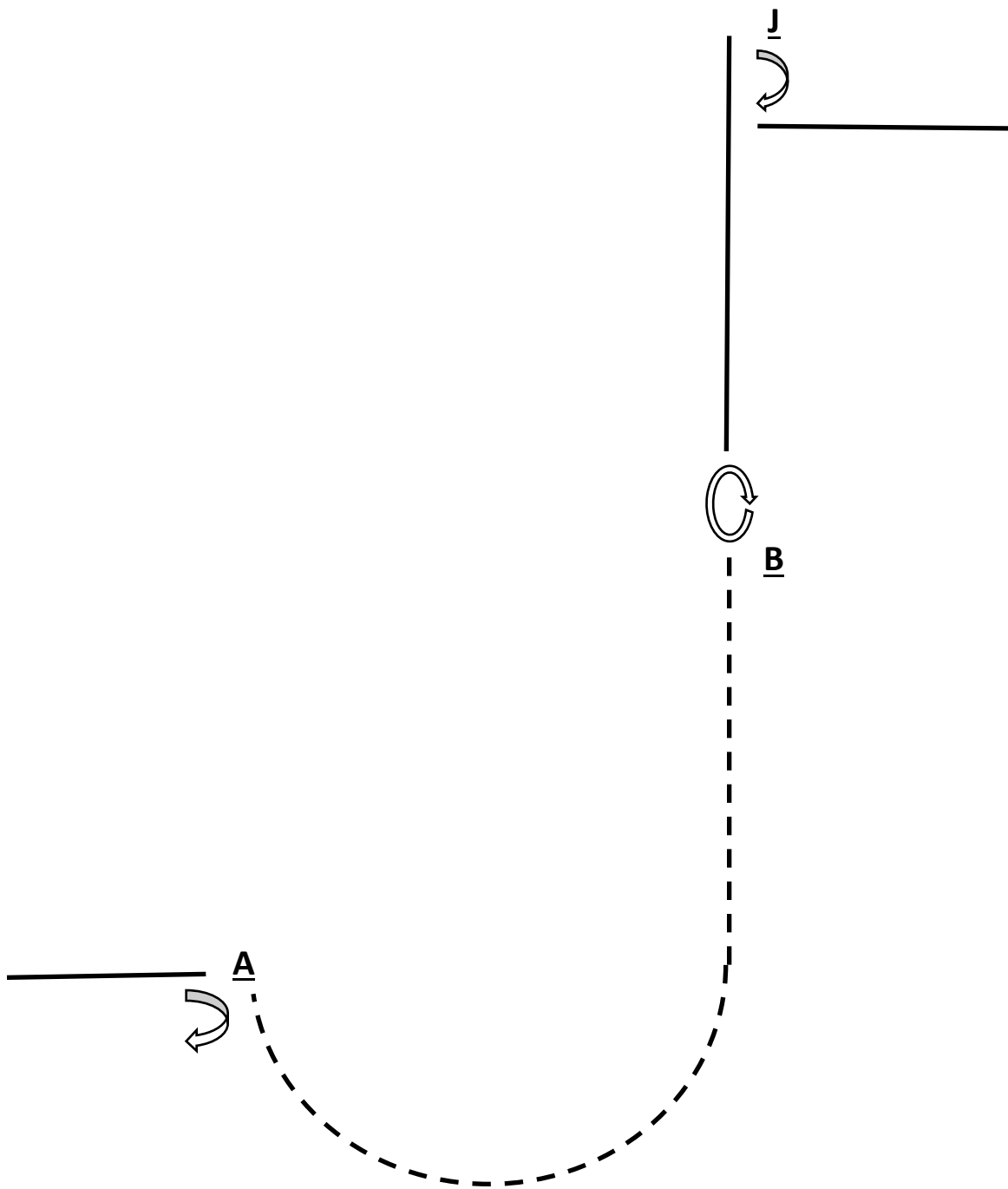


Be ready at cone A, marker will be on riders right

1. Walk from A to B
2. Perform 270 degree to the right
3. Trot to and around C to Judge
4. Stop and set up for inspection
5. When dismissed back 4 steps, perform a 270 degree turn and exit at a trot

Showmanship ages 15-19 June 14th and July 19th

Classes 27, 28

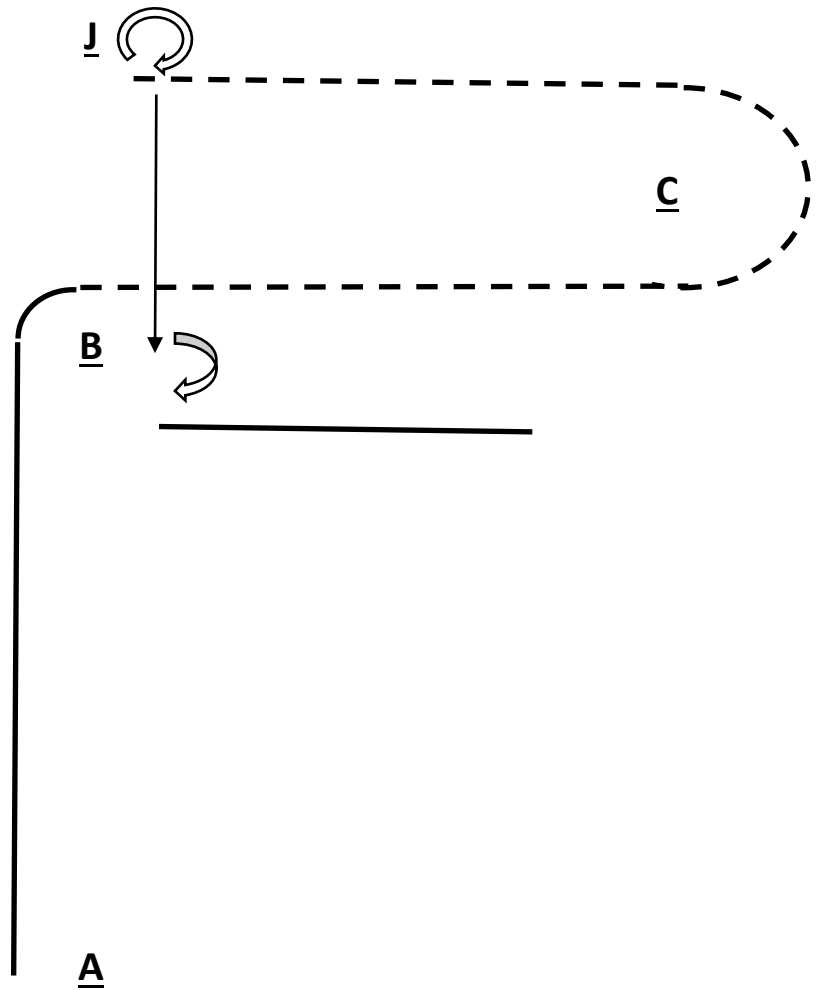


Be ready before and facing A, marker will be on riders left

1. Walk to and past A
2. Stop with horses hip at A, and perform a 90 degree turn
3. Trot half circle around to B
4. Stop and perform a 360 degree turn
5. Walk to Judge, stop and set up
6. When dismissed, perform 90 degree turn and exit at a walk

Showmanship ages 15-19 July 5th and July 26th

Classes 27, 28

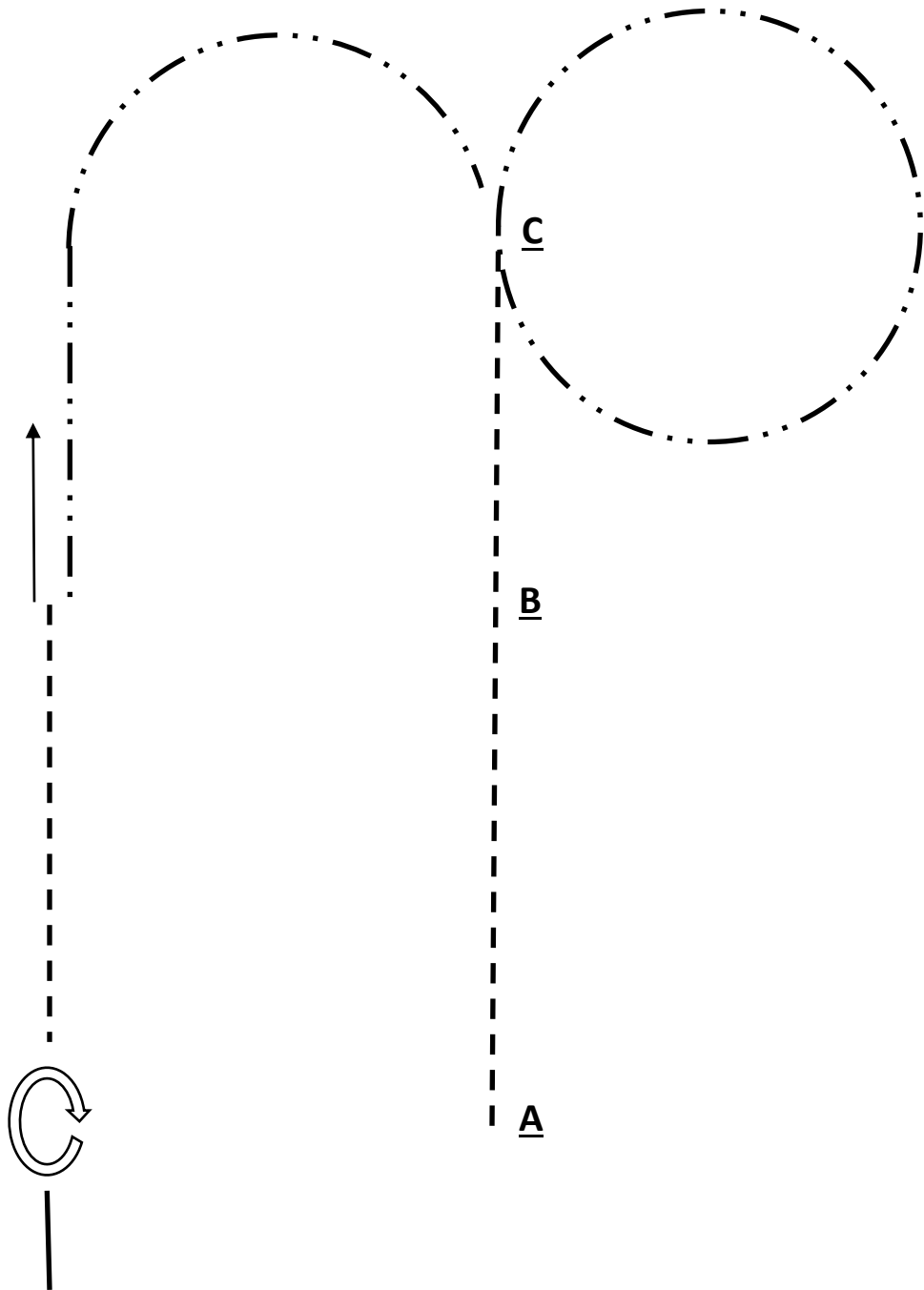


Be ready at cone A, marker will be on riders right

1. Walk to and around B
2. Trot from B to and around C to Judge, stop and set up
3. When dismissed, perform 450 degree turn to the right
4. Back to B, perform 90 degree turn, exit at a walk

Hunt Seat Equitation ages 15-19 July 19th

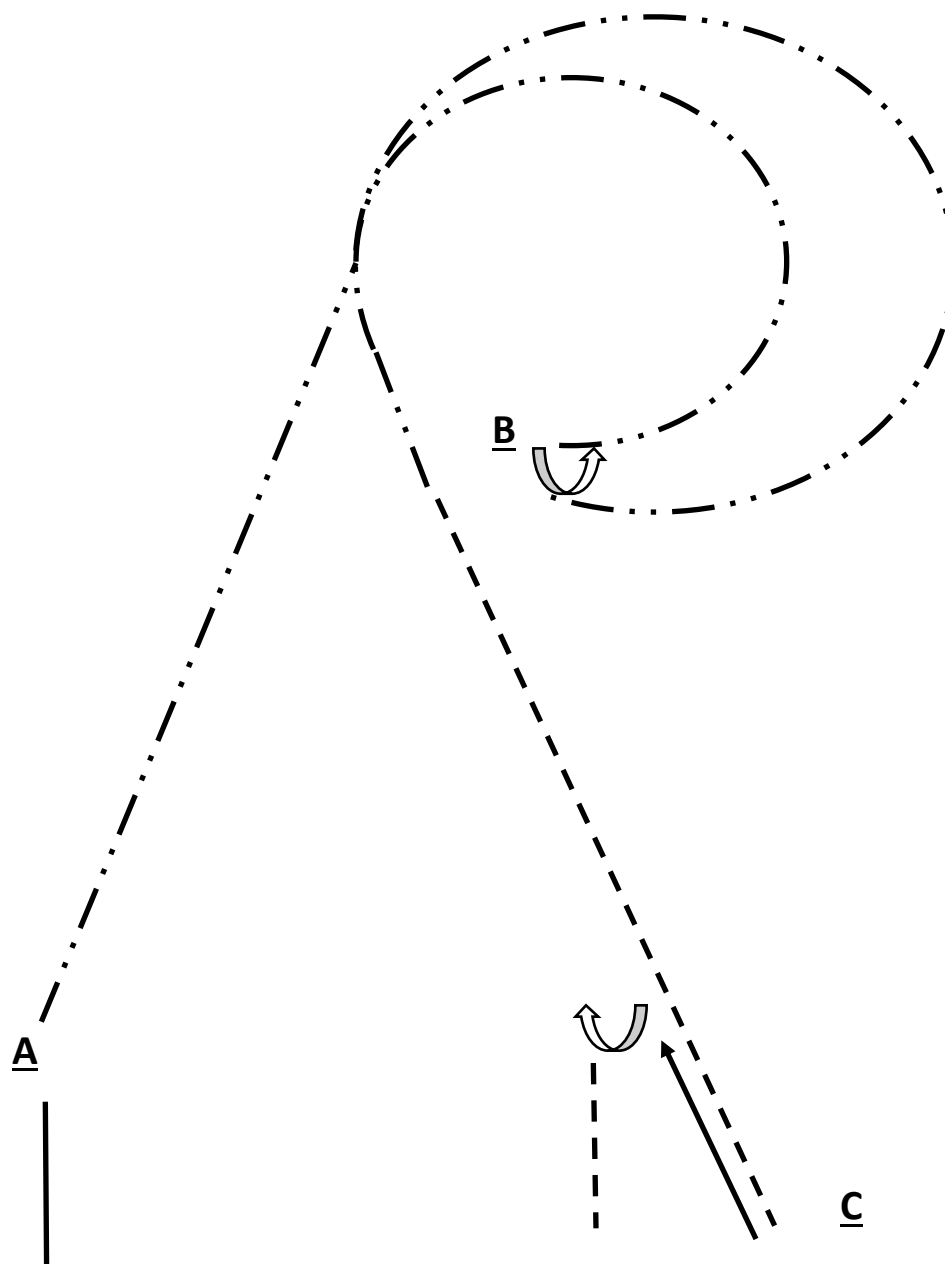
Classes 35, 36



1. Start at A, trot from A to B on the Right Diagonal
2. At B change Diagonals and continue at the trot to C
3. At C, canter right lead circle
4. Change leads at C and lope Left Lead half circle until even with B and halt
5. Back 6 steps, sitting trot until even with A, stop

Western Horsemanship ages 15-19 June 28th

Classes 43, 44



Be ready before A, marker will be on riders left

1. Walk to A
2. At A pick up Right Lead Lope, complete semi-circle around to B and halt
3. Execute a 180 degree turn on the haunches to the left
4. Lope Left Lead semi-circle back around until even with B
5. At B, break to Extended Jog and continue to C
6. At C, halt, back until even with A, pivot to the right 45 degrees
7. Exit at a jog

Key

****Disclaimer****


Follow patterns AS WRITTEN

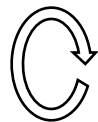
————— Walk

- - - - - Trot /Jog

- . . - . . - . . - . . Canter / Lope

← Back up

 90 OR 180 Degree Pivot

 270 OR 360 Degree Pivot