

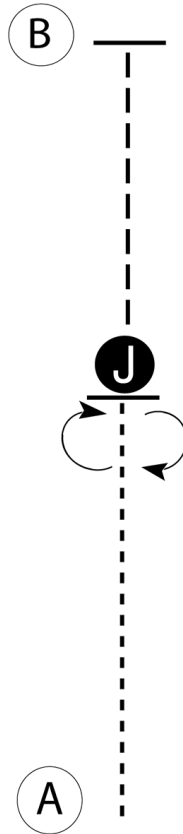
# Kent County Youth Fair 2017 - Ring C

## Class 107 - Saddle Seat Showmanship (Novice Advanced)

Show Date: 08-07-2017

w w w . H o r s e S h o w P a t t e r n s . c o m

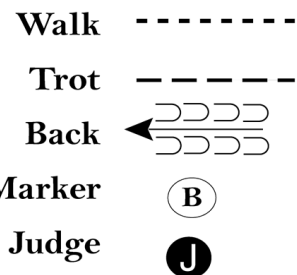
w w w . H o r s e S h o w P a t t e r n s . c o m



Be ready at A.

1. Walk from A to Judge.
2. Stop, perform a 180 degree turn and set up for inspection.
3. When dismissed perform a 180 degree turn. (Judge will move out of the line of travel.)
4. Trot to B.
5. Stop at B.

When dismissed, follow the instructions of your ring steward.



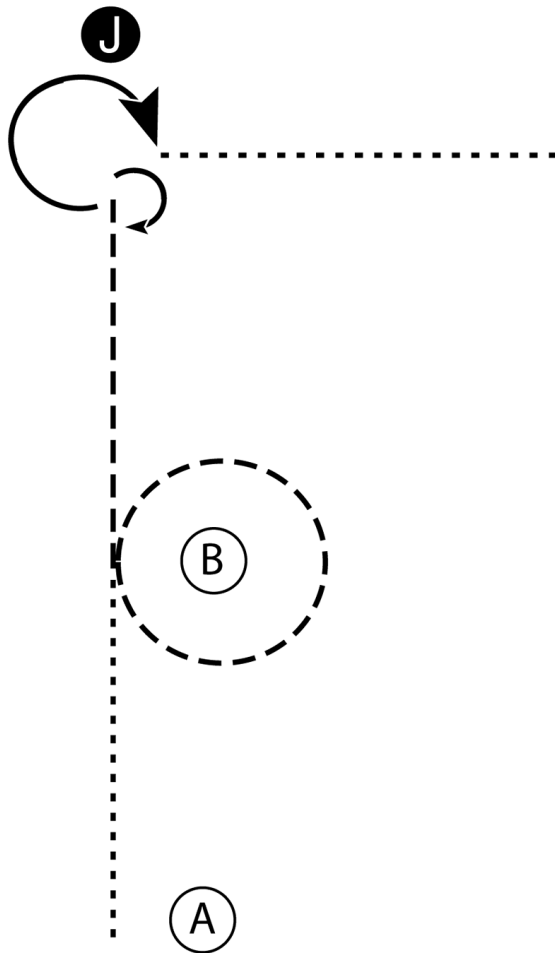
[S/1-8]

Pattern Provided by:  
*The Pattern Comittee*

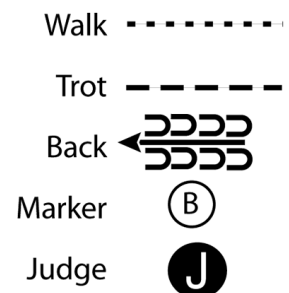
# Kent County Youth Fair 2017 - Ring C

## Class 108 - Saddle Seat Showmanship (Junior Advanced)

Show Date: 08-07-2017



1. Walk from A to B.
2. At B trot. Trot a circle around B and continue to the Judge.
3. Stop and perform a 180 degree turn. Set up for inspection.
4. When dismissed perform a 270 degree turn.
5. Walk straight away from the Judge.



[S/2-9]

Pattern Provided by:  
*The Pattern Comittee*

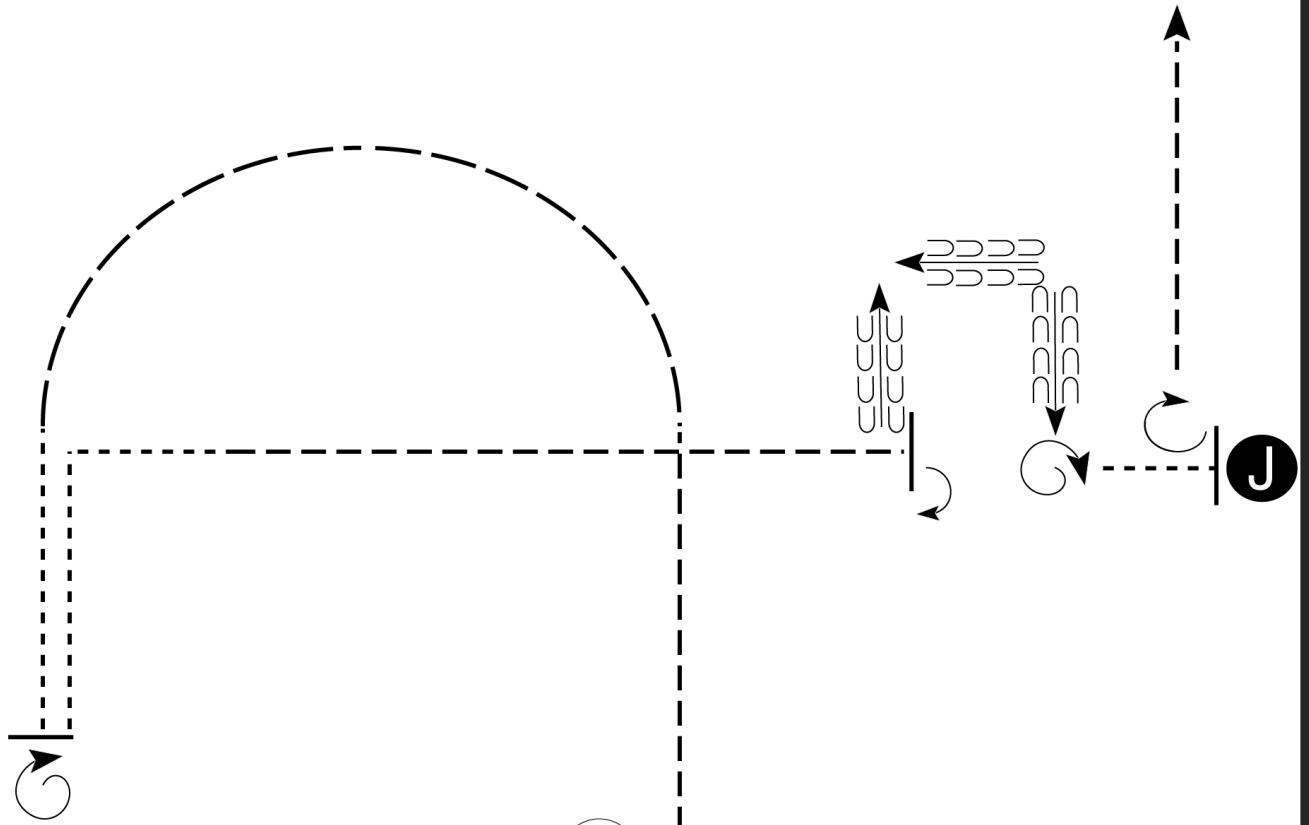
# Kent County Youth Fair 2017 - Ring C

## Class 109 - Saddle Seat Showmanship (Horsemaster)

Show Date: 08-07-2017

www.HorseShowPatterns.com

www.HorseShowPatterns.com



Be before at A.

A

1. Walk to A. Trot in a straight line then extend the trot in a half circle. Break to a walk and walk 3 strides.
2. Stop and perform a 1 1/2 turn.
3. Set up and present horse.
4. Walk a square cornen then trot across center line.
5. Stop, perform a 90 degree turn then back a "U" as shown.
6. Perform a 1 1/4 turn then walk to Judge.
7. Stop and set up for inspection. When dismissed, perform a 3/4 turn and trot straight away.

- Walk -----
- Trot - - - - -
- Back ← C C C C
- Marker (B)
- Judge (J)

[S/3-113]

Pattern Provided by:  
*The Pattern Comittee*

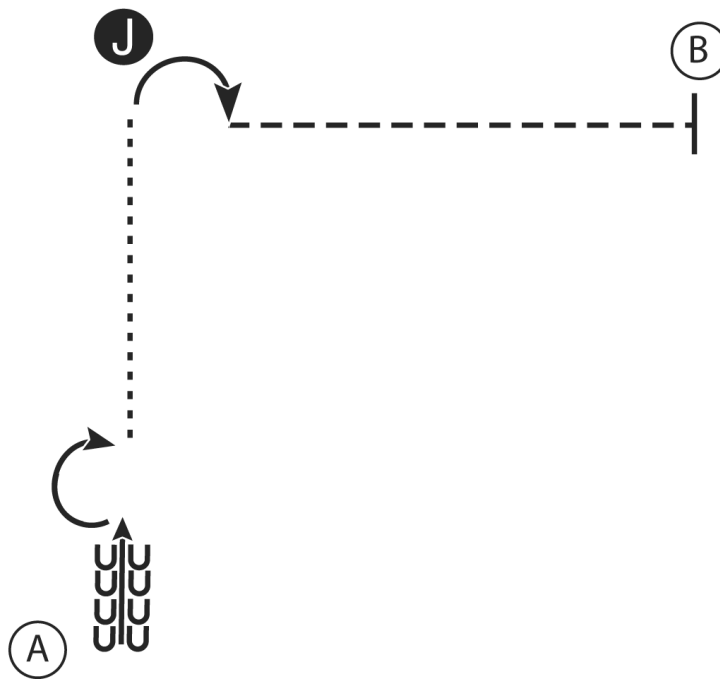
# Kent County Youth Fair 2017 - Ring C

## Class 110 - Western Showmanship (Novice Advanced)


Show Date: 08-07-2017

w w w . H o r s e S h o w P a t t e r n s . c o m

w w w . H o r s e S h o w P a t t e r n s . c o m



1. Back 4 steps at A
2. Perform a 180 degree turn
3. Walk to the judge and set up for inspection
4. When dismissed perform a 90 degree turn and trot to B
5. Stop at B

Walk .....  
Trot - - - - -  
Back ←   
Marker (B)  
Judge (J)

[S/1-2]

Pattern Provided by:  
*The Pattern Comittee*

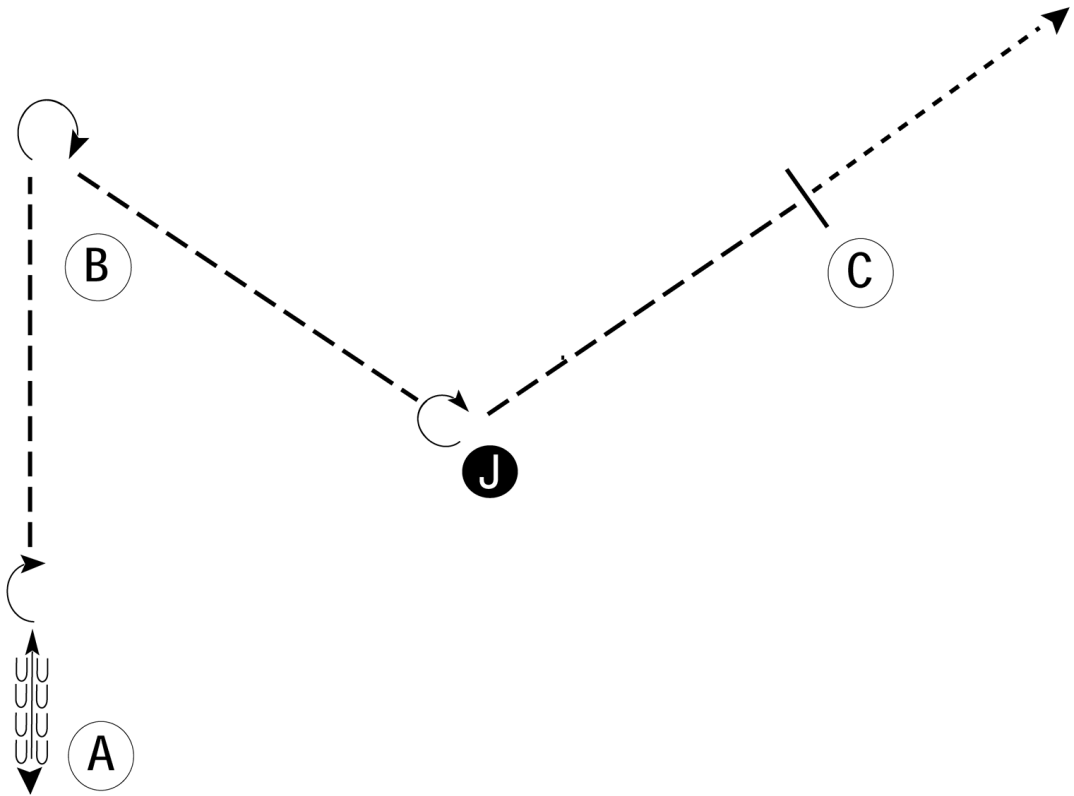
# Kent County Youth Fair 2017 - Ring C

## Class 111 - Western Showmanship (Junior Advanced)

Show Date: 08-07-2017

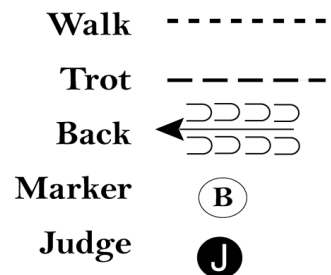
w w w . H o r s e S h o w P a t t e r n s . c o m

w w w . H o r s e S h o w P a t t e r n s . c o m



Be ready at A facing away from B.

1. Back one horse length from A.
2. Turn 180 degrees and trot past B.
3. Stop past B, turn 135 degrees and trot to judge.
4. Stop and set up for inspection.
5. When dismissed, do a 3/4 turn and trot to C.
6. Stop at C. When dismissed, walk straight away from C to exit.



[S/2-24]

Pattern Provided by:  
*The Pattern Comittee*

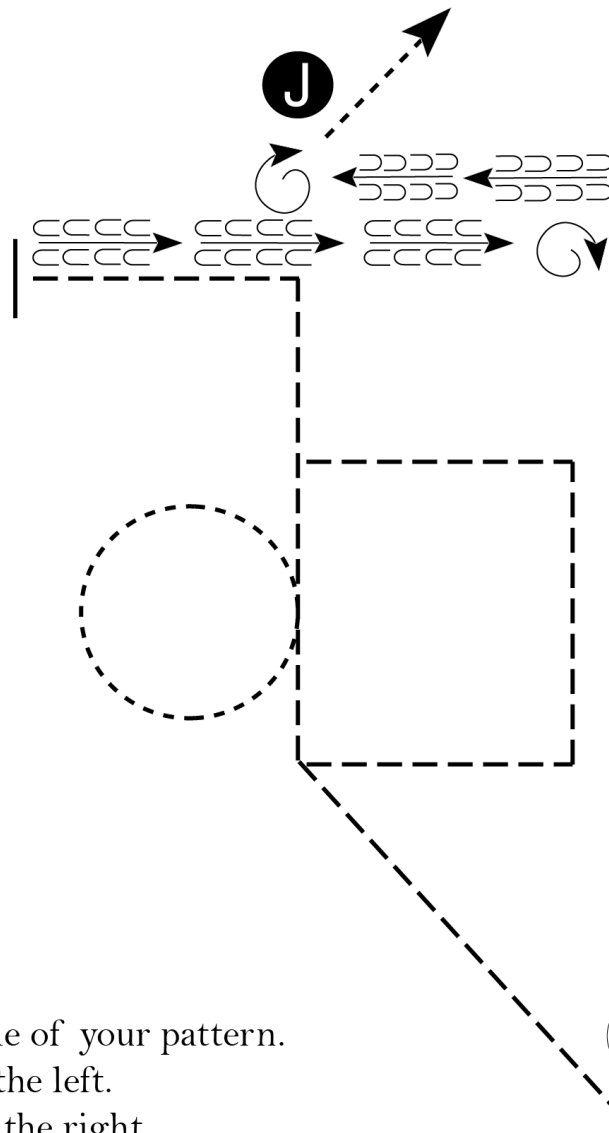
# Kent County Youth Fair 2017 - Ring C

## Class 112 - Western Showmanship (Horsemaster)

Show Date: 08-07-2017

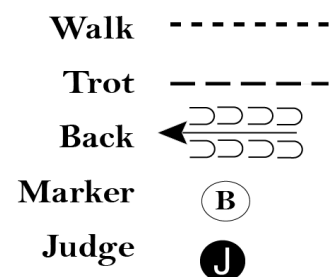
www.HorseShowPatterns.com

www.HorseShowPatterns.com



Be ready at A.

1. Trot to the middle of your pattern.
2. Walk a circle to the left.
3. Trot a square to the right.
4. Continue to trot towards the Judge.
5. Make a corner as you approach the Judge and trot at least two horse lengths past the Judge.
6. Back past the Judge.
7. Perform a 1 1/2 turn.
8. Back to the Judge.
9. Perform a 1 3/4 turn and set up for inspection.
10. When dismissed, exit at a walk.



[S/3-107]

**Pattern Provided by:**  
*The Pattern Comittee*

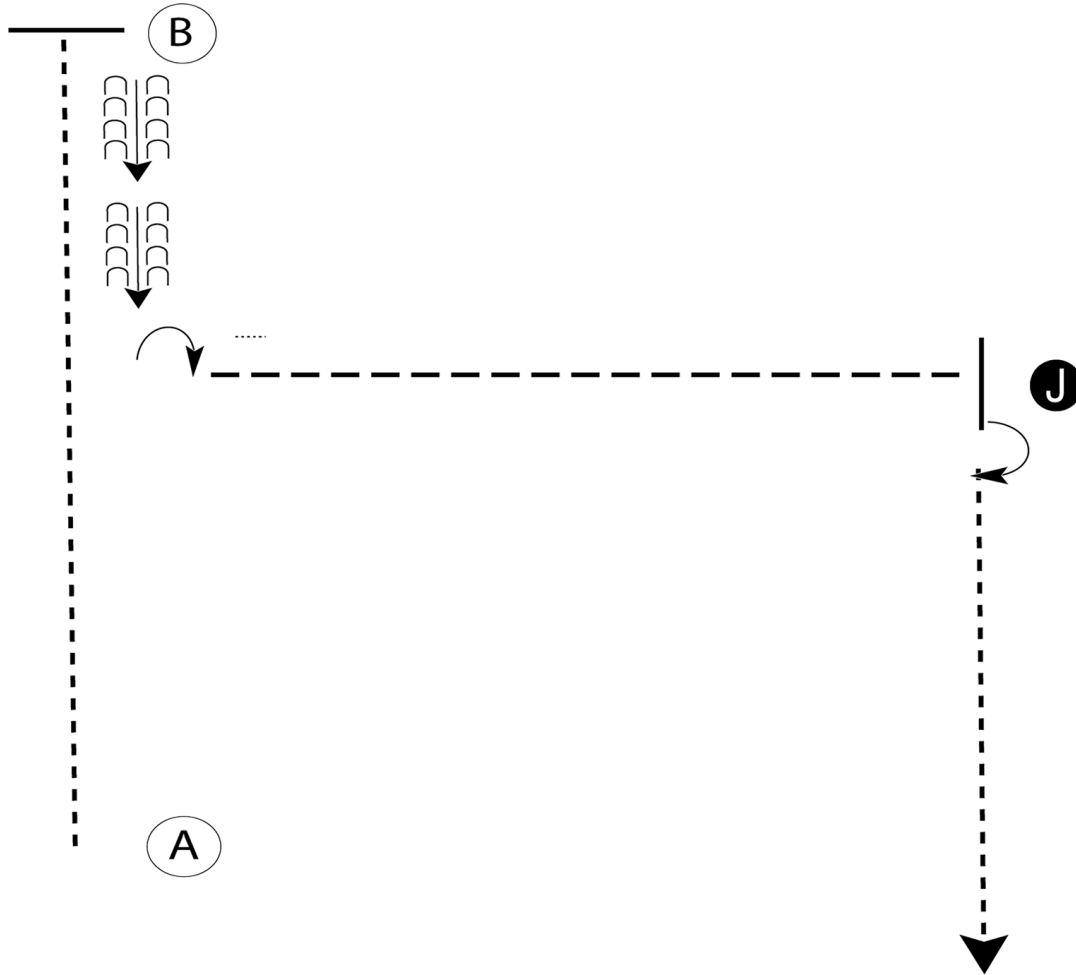
# Kent County Youth Fair 2017 - Ring C

## Class 113 - Hunt Seat Showmanship (Novice Advanced)

Show Date: 08-07-2017

w w w . H o r s e S h o w P a t t e r n s . c o m

w w w . H o r s e S h o w P a t t e r n s . c o m



1. Begin at A. Walk to B and stop.
2. Back until even with judge.
3. Perform a 90 degree turn. Trot to judge.
4. Stop, set up, inspection.
5. When dismissed, perform a 90 degree turn.
6. Walk to the line up or follow the directions of the ring steward.

Walk	-----
Trot	- - - - -
Back	← ← ← ← ←
Marker	⊙ B
Judge	● J

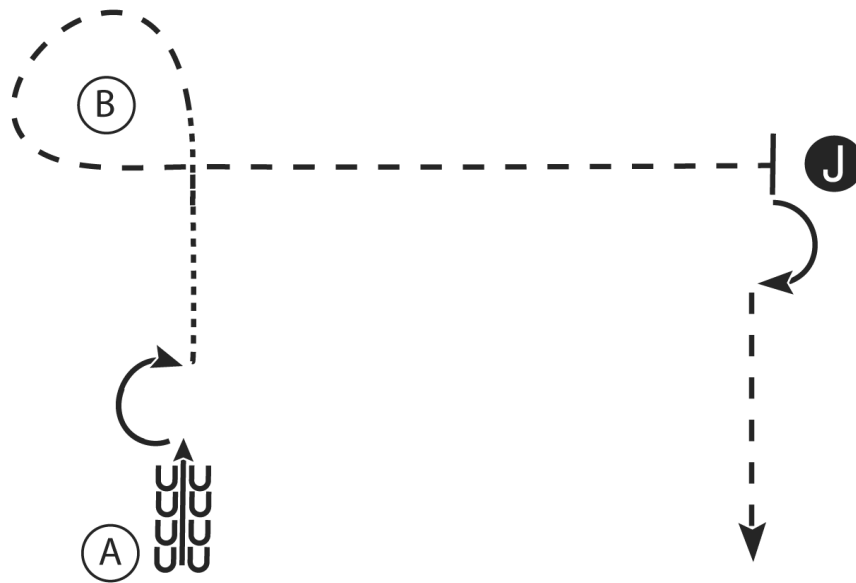
[S/WT-4]

Pattern Provided by:  
*The Pattern Comittee*

# Kent County Youth Fair 2017 - Ring C

## Class 114 - Hunt Seat Showmanship (Junior Advanced)

Show Date: 08-07-2017



1. At A back 4 steps
2. Perform a 180 degree turn
3. Walk to B
4. At B trot around B and to the judge, set up for inspection
5. When dismissed perform a 90 degree turn and trot straight away from the judge

Walk - - - - -

Trot - - - - -

Back ← \ \ \ \ \

Marker (B)

Judge (J)

[S/2-1]

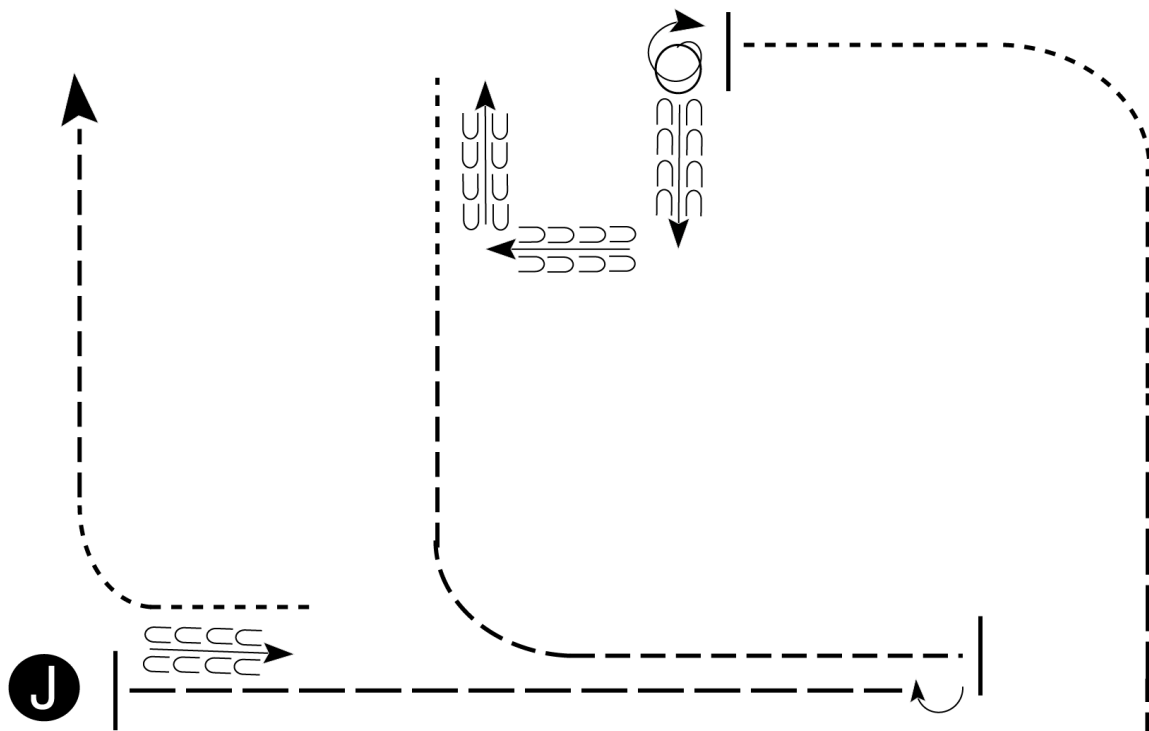
Pattern Provided by:  
*The Pattern Comittee*



# Kent County Youth Fair 2017 - Ring C

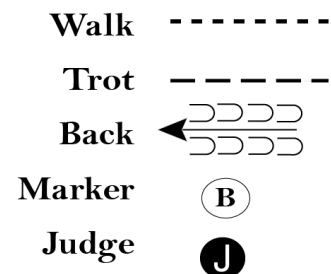
## Class 115 - Hunt Seat Showmanship (Horsemaster)

Show Date: 08-07-2017



Be ready at A.

1. Walk 3 strides, trot several strides then build to an extended trot. Return to the trot in a straight line then break to a walk and walk in an arc to the left.
2. Stop and perform 2 1/4 turn right.
3. Back in a U shape.
4. Walk several strides then trot in an arc to the left.
5. Stop and perform a 1/2 turn then extended trot to Judge.
6. Stop and set up for inspection.
7. When dismissed, back one horse length then walk forward and in an arc to the right. Trot to exit.



[S/3-112]

Pattern Provided by:  
*The Pattern Comittee*