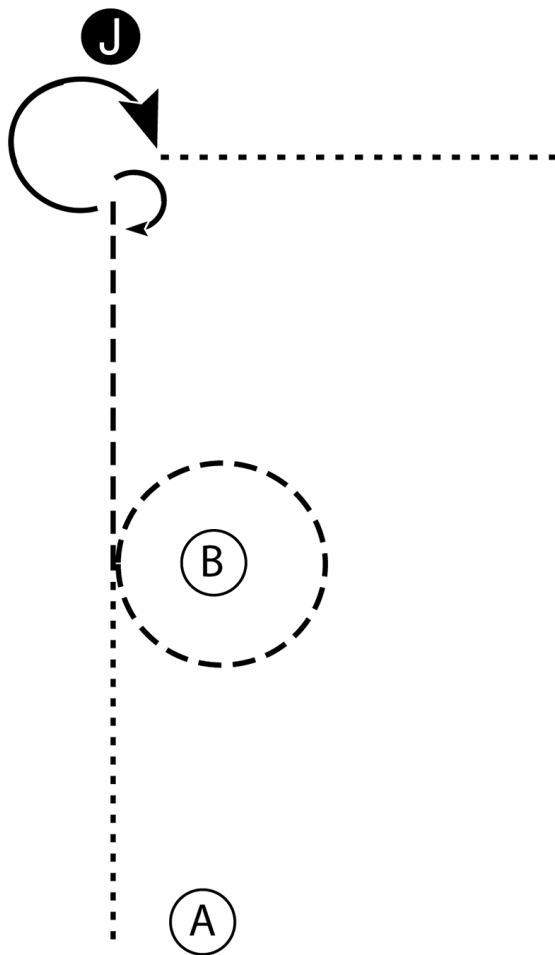


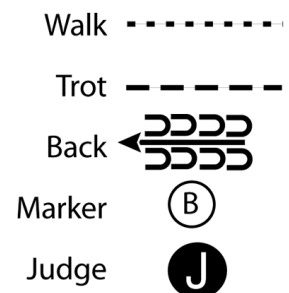
# Kent County Youth Fair 2017 - Ring B

## Class 116 - Saddle Seat Showmanship (Junior Intermediate)

Show Date: 08-07-2017



1. Walk from A to B.
2. At B trot. Trot a circle around B and continue to the Judge.
3. Stop and perform a 180 degree turn. Set up for inspection.
4. When dismissed perform a 270 degree turn.
5. Walk straight away from the Judge.



[S/2-9]

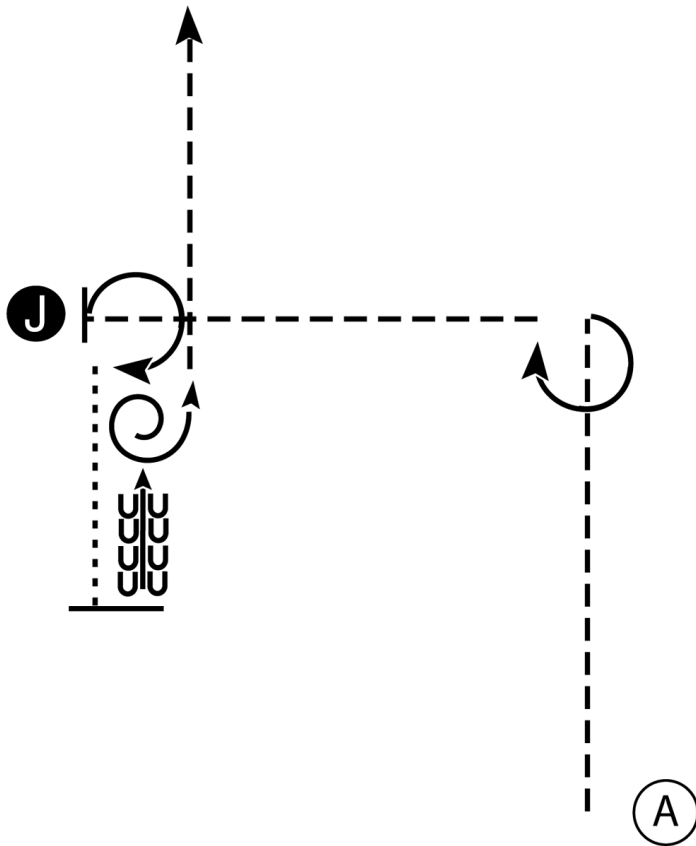
Pattern Provided by:

*The Pattern Committee*

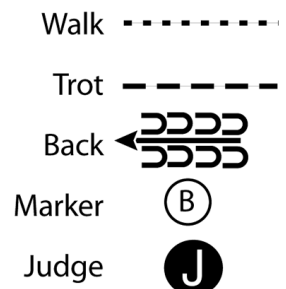
# Kent County Youth Fair 2017 - Ring B

## Class 117 - Saddle Seat Showmanship (Senior Intermediate)

Show Date: 08-07-2017



1. Trot from A until even with the Judge.
2. Stop and perform a 270 degree turn.
3. Trot to the Judge. Stop and set up for inspection.
4. When dismissed perform a 270 degree turn and walk three horse lengths.
5. Stop and back four steps.
6. Perform a 540 degree turn and trot to the line-up.



[S/3-7]

Pattern Provided by:

*The Pattern Committee*

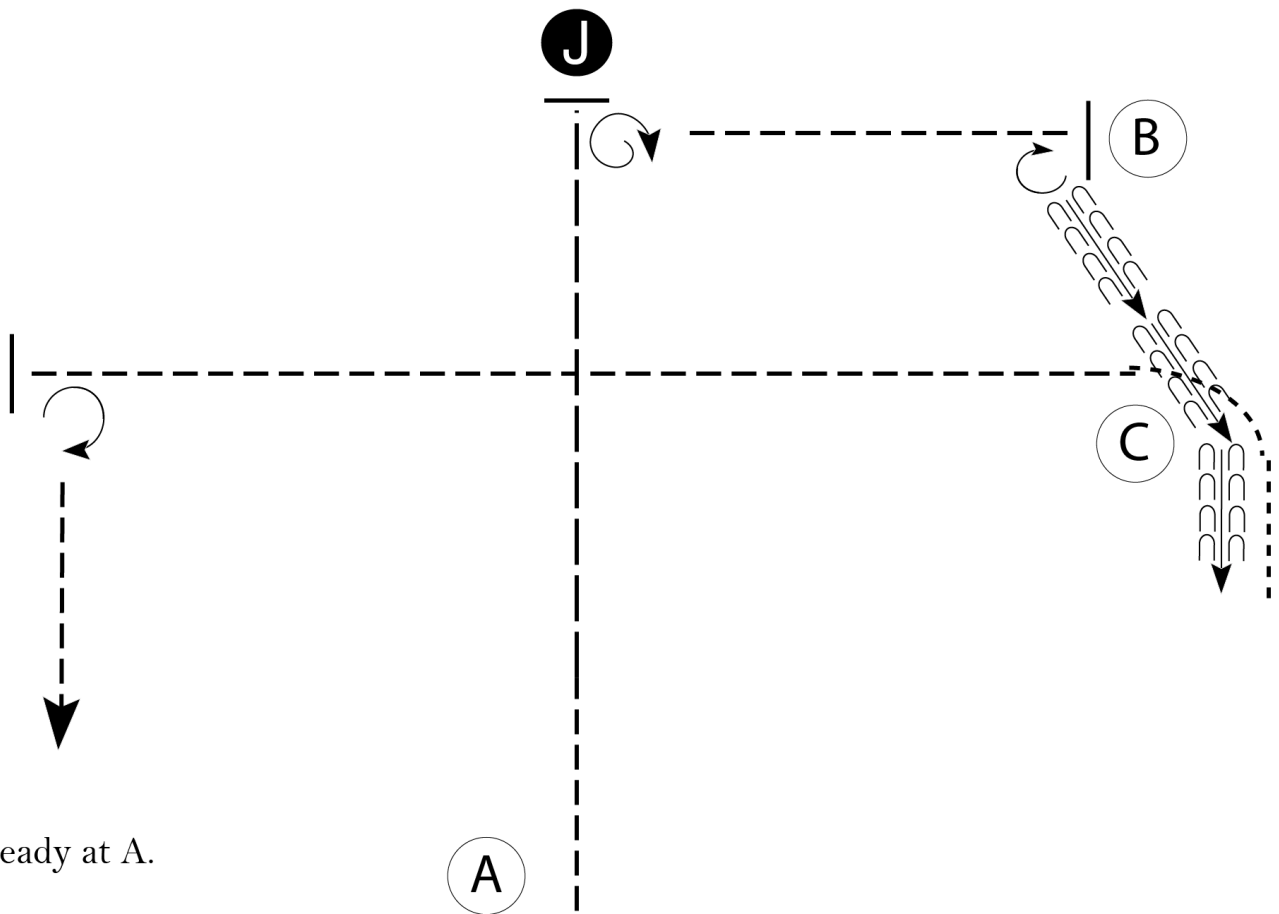
# Kent County Youth Fair 2017 - Ring B

## Class 118 - Saddle Seat Showmanship (Senior Advanced)

Show Date: 08-07-2017

w w w . H o r s e S h o w P a t t e r n s . c o m

w w w . H o r s e S h o w P a t t e r n s . c o m



Be ready at A.

A

1. Begin at a trot for several strides then build to an extended trot to Judge.
2. Stop and set up for inspection.
3. When dismissed, perform a 1 1/4 turn and trot to B.
4. Perform a 3/4 turn then back past C as shown.
5. Walk to and around C. When even with C, trot a straight line past the center line of the pattern and stop.
6. Perform a 270 degree turn and trot to exit.

Walk	-----
Trot	- - - - -
Back	←
Marker	(B)
Judge	(J)

[S/3-111]

Pattern Provided by:

*The Pattern Committee*

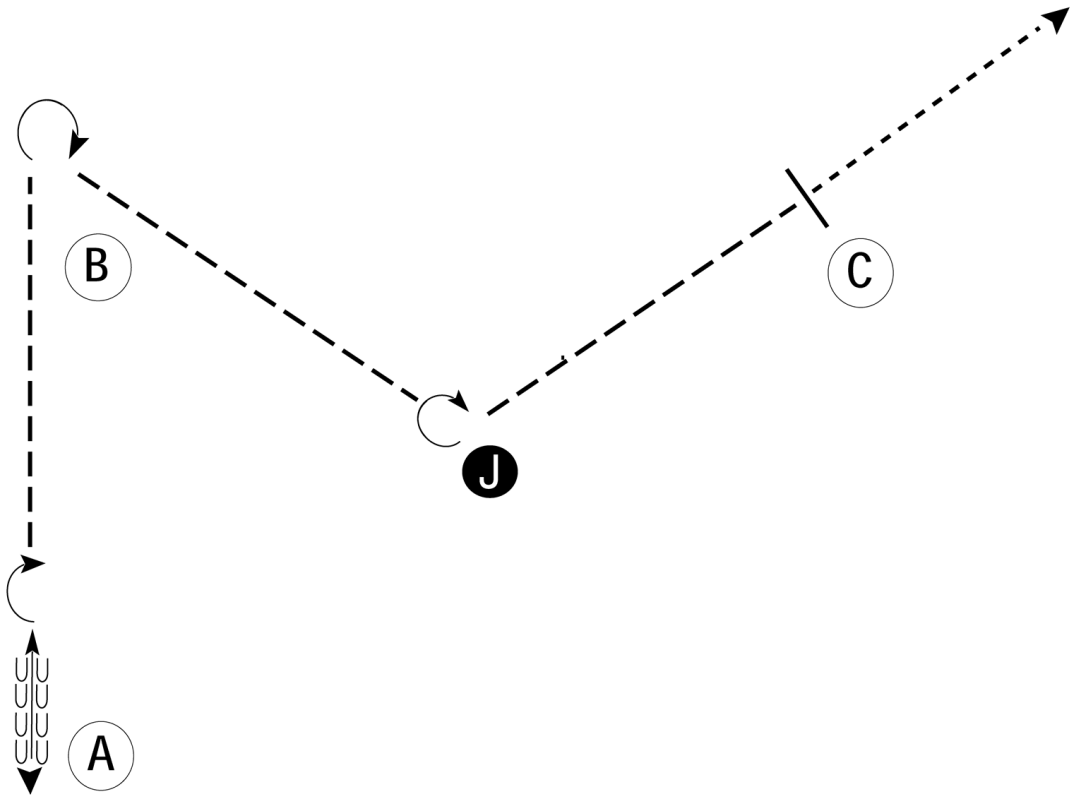
# Kent County Youth Fair 2017 - Ring B

**Class 119 - Western Showmanship (Junior Intermediate)**

Show Date: 08-07-2017

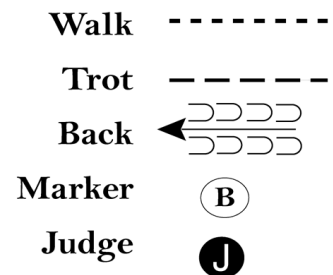
w w w . H o r s e S h o w P a t t e r n s . c o m

w w w . H o r s e S h o w P a t t e r n s . c o m



Be ready at A facing away from B.

1. Back one horse length from A.
2. Turn 180 degrees and trot past B.
3. Stop past B, turn 135 degrees and trot to judge.
4. Stop and set up for inspection.
5. When dismissed, do a 3/4 turn and trot to C.
6. Stop at C. When dismissed, walk straight away from C to exit.



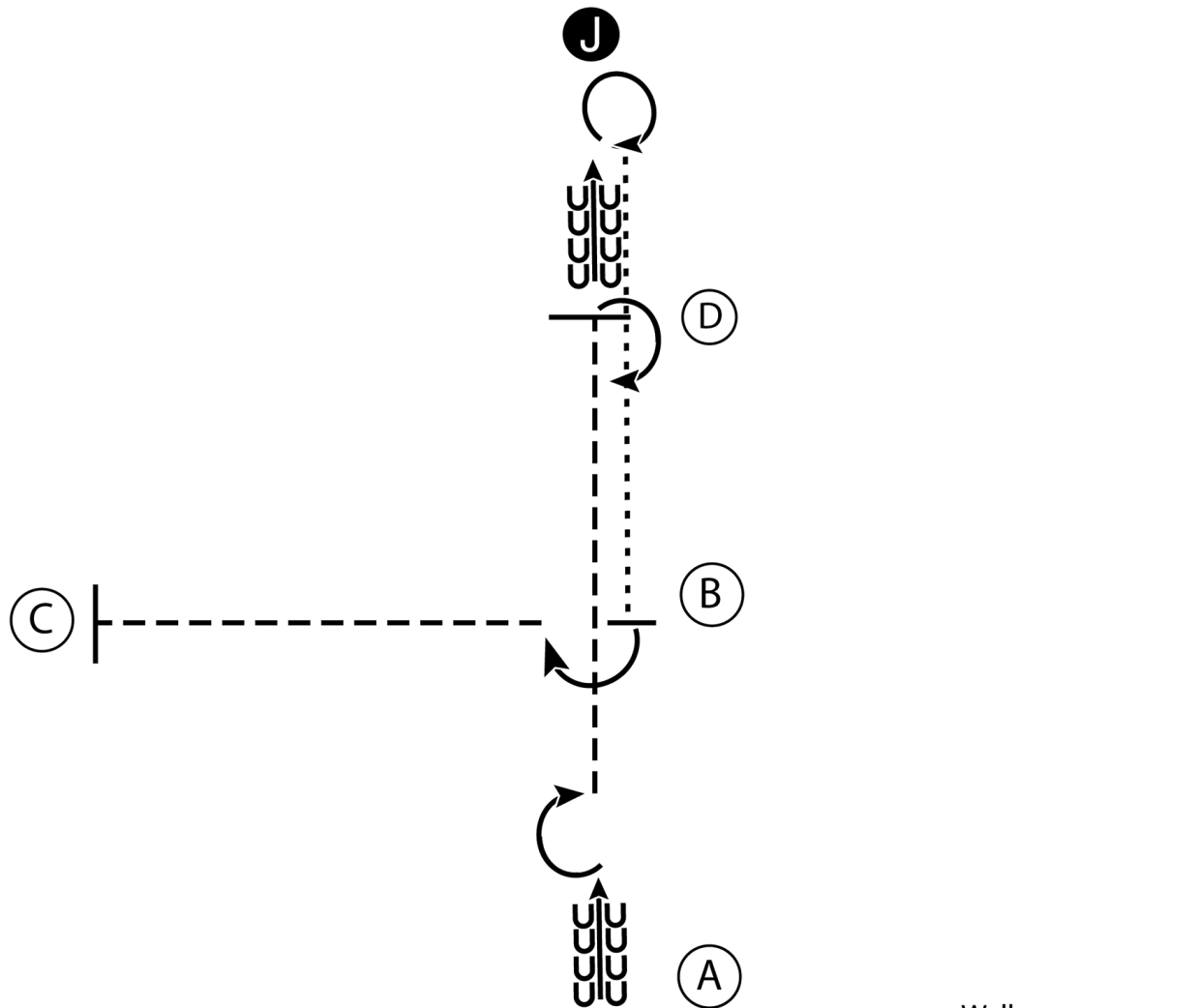
[S/2-24]

**Pattern Provided by:**  
*The Pattern Committee*

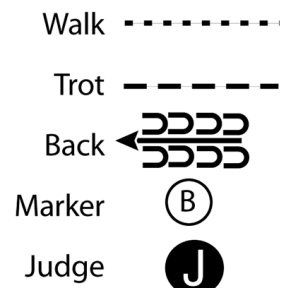
# Kent County Youth Fair 2017 - Ring B

## Class 120 - Western Showmanship (Senior Intermediate)

Show Date: 08-07-2017



1. Begin facing away from the Judge. Back four steps.
2. Perform a 180 degree turn.
3. Trot to D. Perform a 180 degree turn.
4. Back to the Judge. Stop and set up for inspection.
5. When dismissed perform a 360 turn.
6. Walk to B. Stop and perform a 90 degree turn.
7. Trot to C, stop and wait for instructions from the ring steward.



[S/3-11]

Pattern Provided by:

*The Pattern Committee*

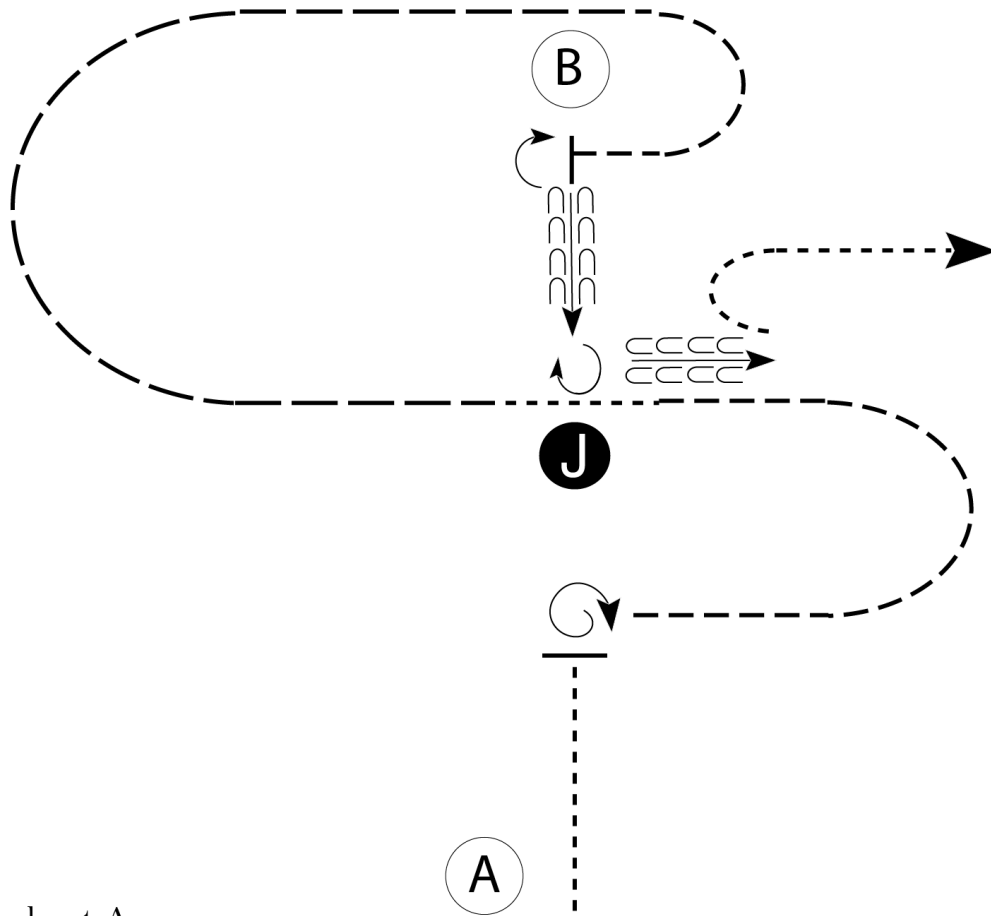
w w w . H o r s e S h o w P a t t e r n s . c o m

w w w . H o r s e S h o w P a t t e r n s . c o m

# Kent County Youth Fair 2017 - Ring B

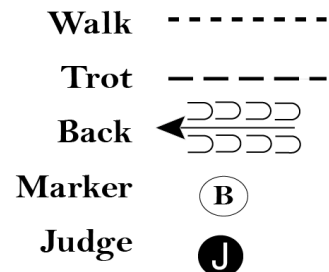
## Class 121 - Western Showmanship (Senior Advanced)

Show Date: 08-07-2017



Be ready at A.

1. Walk halfway to Judge, stop and perform a 45 degree turn.
2. Trot a half circle. Break to a walk and walk at least two horse lengths in front of judge.
3. Extended trot in a half circle to B.
4. Trot around B as shown.
5. Stop at B and perform a 90 degree turn.
6. Back to Judge, stop and set up for inspection.
7. When dismissed, perform a 270 degree turn.
8. Back two horse lengths and exit at a walk as shown.



Follow the instructions of your ring steward.

[S/3-94]

Pattern Provided by:

*The Pattern Committee*

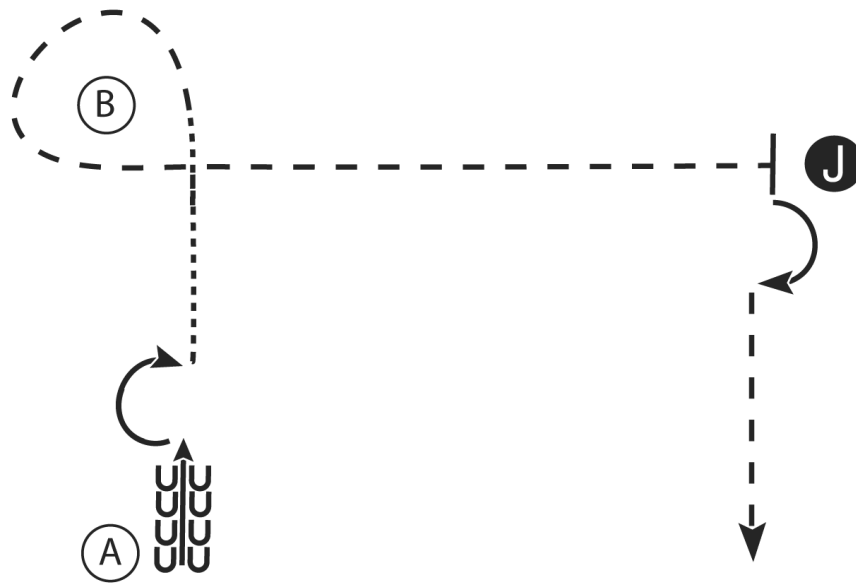
w w w . H o r s e S h o w P a t t e r n s . c o m

w w w . H o r s e S h o w P a t t e r n s . c o m

# Kent County Youth Fair 2017 - Ring B

## Class 122 - Hunt Seat Showmanship (Junior Intermediate)

Show Date: 08-07-2017



1. At A back 4 steps
2. Perform a 180 degree turn
3. Walk to B
4. At B trot around B and to the judge, set up for inspection
5. When dismissed perform a 90 degree turn and trot straight away from the judge

Walk - - - - -

Trot - - - - -

Back ← SSSSS

Marker (B)

Judge (J)

[S/2-1]

Pattern Provided by:

*The Pattern Committee*

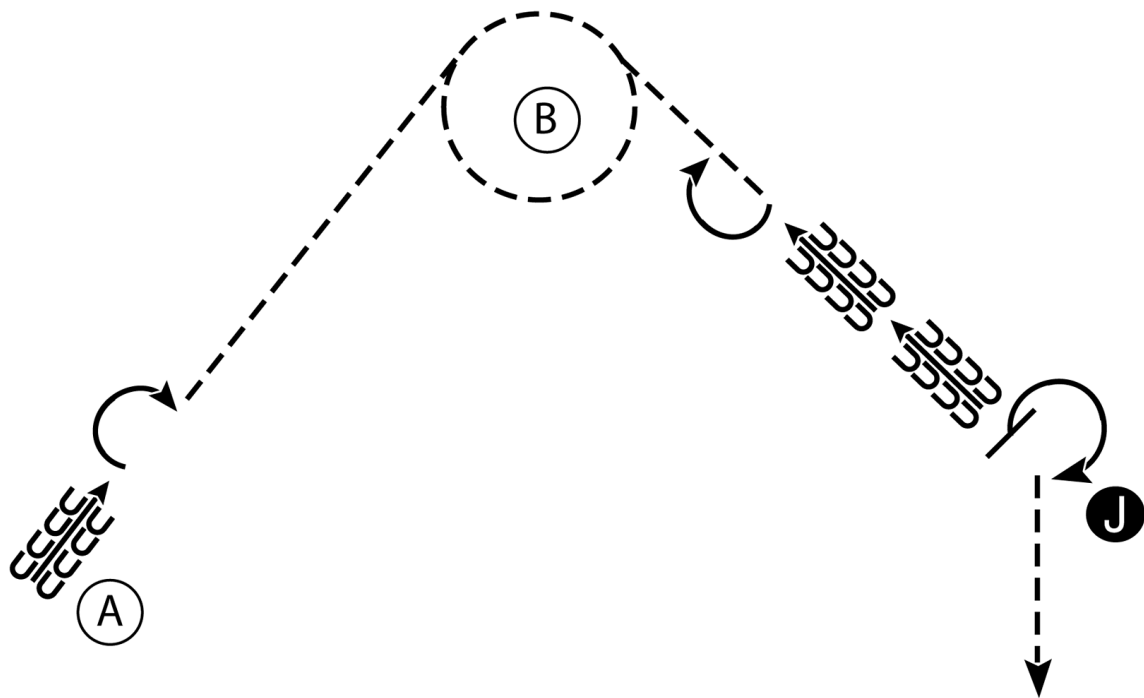
w w w . H o r s e S h o w P a t t e r n s . c o m

w w w . H o r s e S h o w P a t t e r n s . c o m

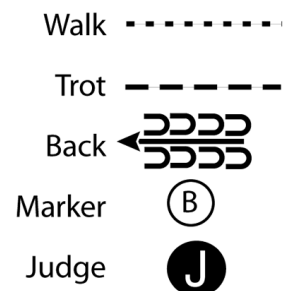
# Kent County Youth Fair 2017 - Ring B

## Class 123 - Hunt Seat Showmanship (Senior Intermediate)

Show Date: 08-07-2017



1. Begin at A. Back four steps and perform a 180 degree turn.
2. Trot to B.
3. Trot a circle around B.
4. Trot half way to the Judge.
5. Stop and perform a 180 degree turn. Back to the Judge.
6. Stop and set up for inspection.
7. When dismissed perform a 270 degree turn and trot straight away from the Judge.



[S/3-16]

Pattern Provided by:  
*The Pattern Committee*



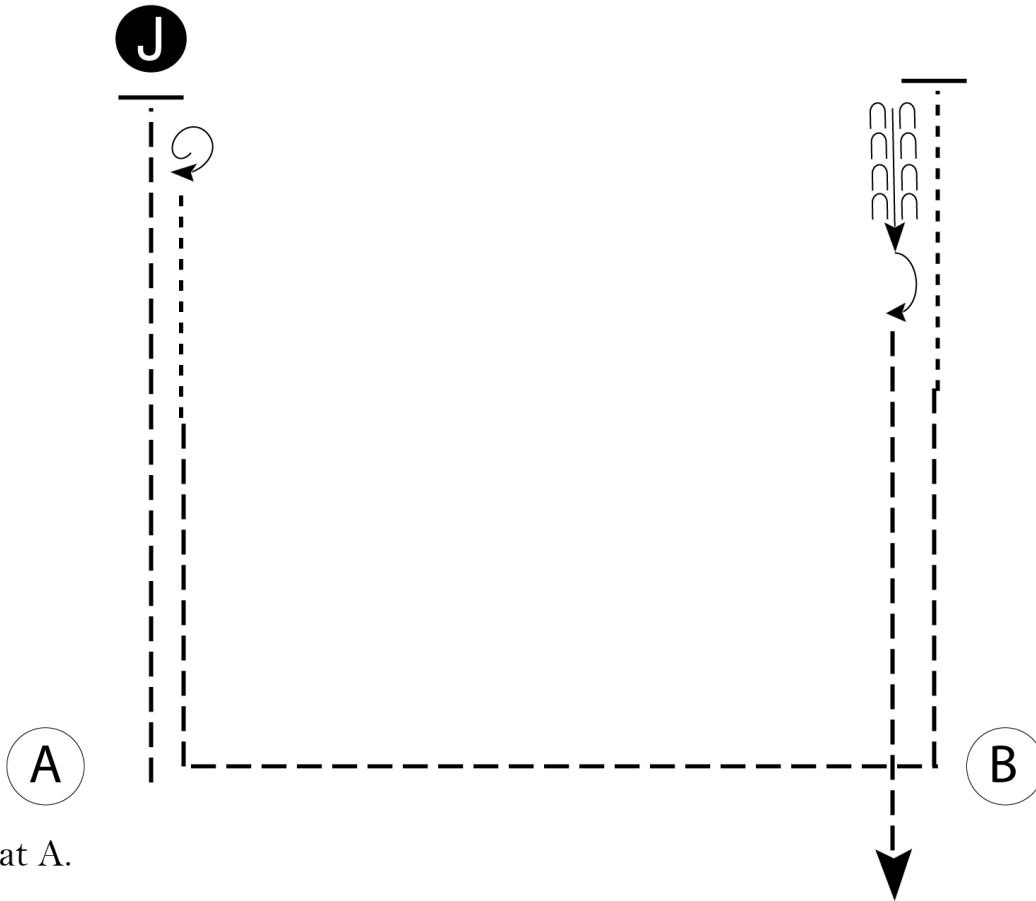
# Kent County Youth Fair 2017 - Ring B

## Class 124 - Hunt Seat Showmanship (Senior Advanced)

Show Date: 08-07-2017

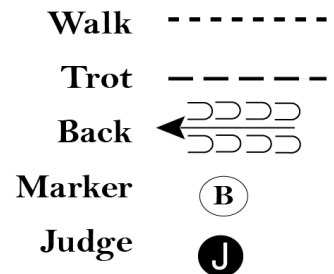
w w w . H o r s e S h o w P a t t e r n s . c o m

w w w . H o r s e S h o w P a t t e r n s . c o m



Be ready at A.

1. Trot to Judge.
2. Stop and set up for inspection.
3. When dismissed, perform a 540 degree turn and walk approximately two horse lengths.
4. Trot to A and trot a square corner. Continue to trot a second square corner and trot half of the line.
5. Walk until even with Judge and stop.
6. Back approximately two horse lengths and perform a 180 degree turn.
7. Trot to exit. Pattern is over once you pass B at the trot.



[S/3-109]

Pattern Provided by:

*The Pattern Committee*