

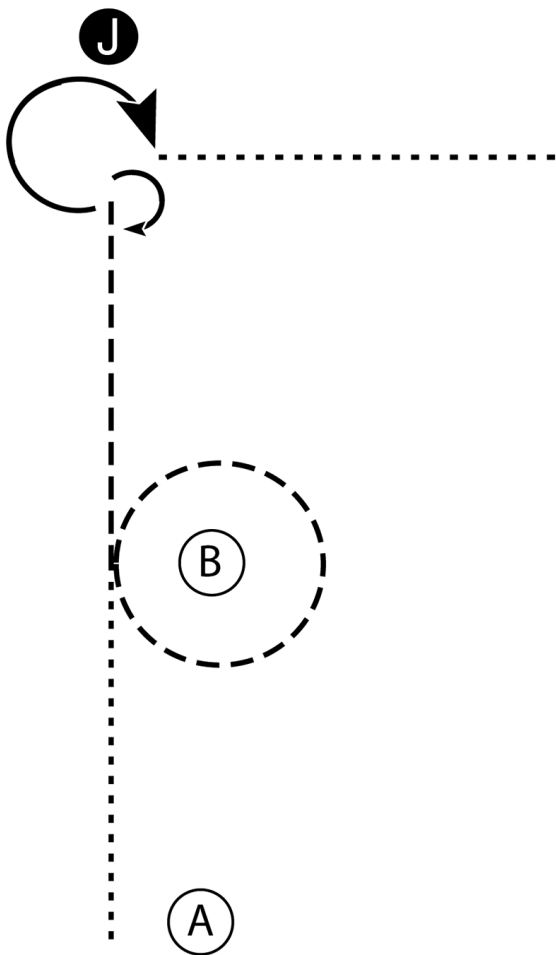
# 2018 Kent County Youth Fair - Ring B

**Class 116 - Saddle Seat Showmanship (Junior Intermediate)**

*Show Date: 08-06-2018*

w w w . H o r s e S h o w P a t t e r n s . c o m

w w w . H o r s e S h o w P a t t e r n s . c o m



1. Walk from A to B.
2. At B trot. Trot a circle around B and continue to the Judge.
3. Stop and perform a 180 degree turn. Set up for inspection.
4. When dismissed perform a 270 degree turn.
5. Walk straight away from the Judge.

Walk	.....
Trot	-----
Back	←
Marker	⊙ (B)
Judge	● (J)

[S/2-9]

**Pattern Provided by:**  
*The Pattern Comittee*

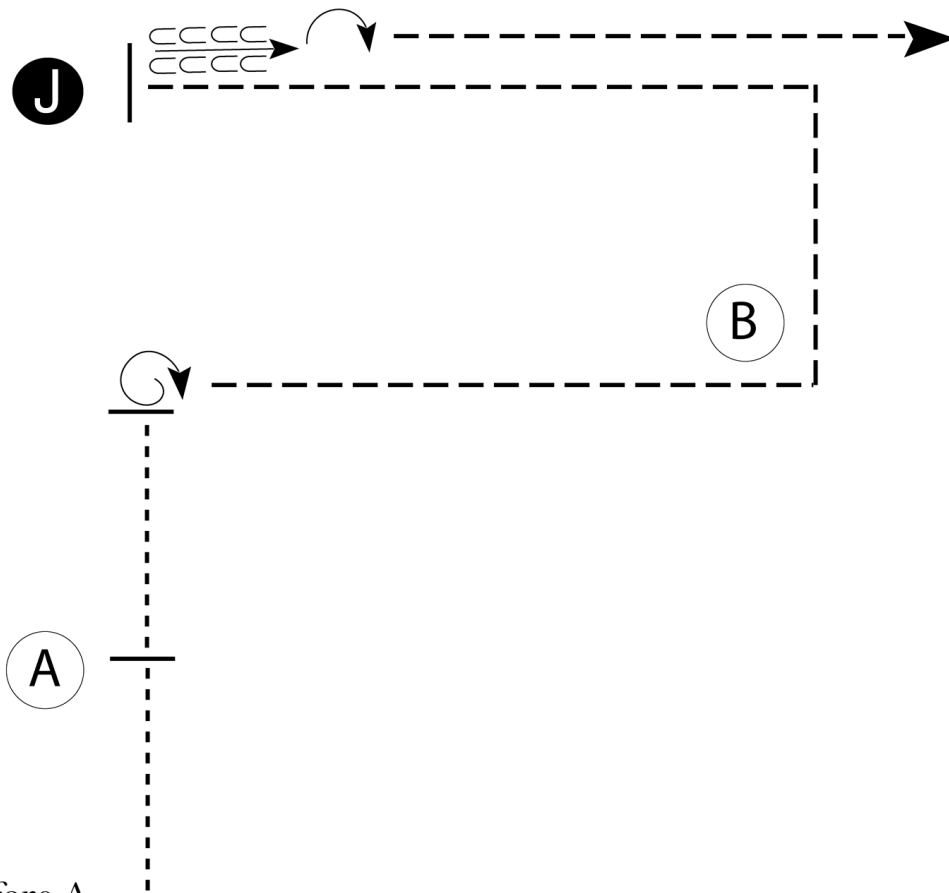
# 2018 Kent County Youth Fair - Ring B

## Class 117 - Saddle Seat Showmanship (Senior Intermediate)

Show Date: 08-06-2018

w w w . H o r s e S h o w P a t t e r n s . c o m

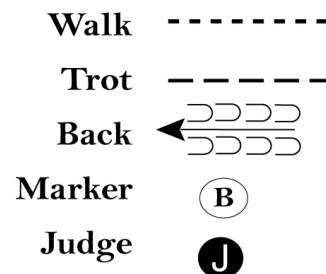
w w w . H o r s e S h o w P a t t e r n s . c o m



Be ready before A.

1. Walk to A. Stop and set up. Present your horse to the Judge. Walk half the distance to the judge.
2. Perform a 1 1/4 turn.
3. Trot to B. Trot two square corners and continue to trot to Judge.
4. Stop and set up for inspection.
5. When dismissed, back approximately one horse length.
6. Perform a 1/2 turn and trot straight away.

Follow the instructions of your ring steward.



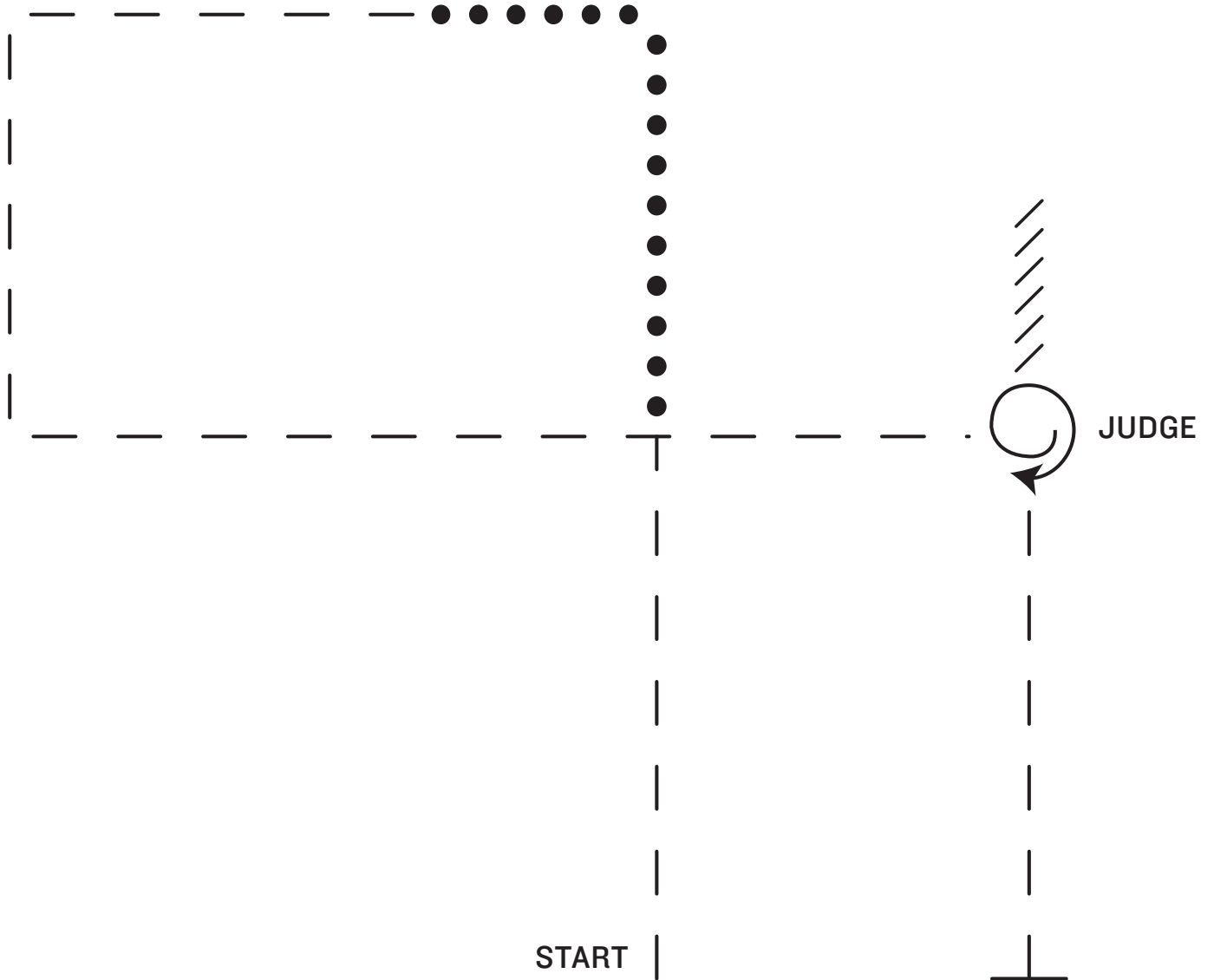
[S/2-81]

Pattern Provided by:  
*The Pattern Comittee*

# 2018 Kent County Youth Fair - Ring B

## Class 118 - Saddle Seat Showmanship (Senior Advanced)

Show Date: 08-06-2018



1. Trot until even with judge
2. Walk for 3 horse lengths and walk a corner
3. Trot 3 horse lengths, trot corner, continue trotting and trot corner to judge
4. Stop 1/4 turn
5. Set up for inspection
6. Back 1 horse length and trot out
7. Stop even with cone
8. Exit at a walk or trot

Pattern Provided by:  
The Pattern Committee

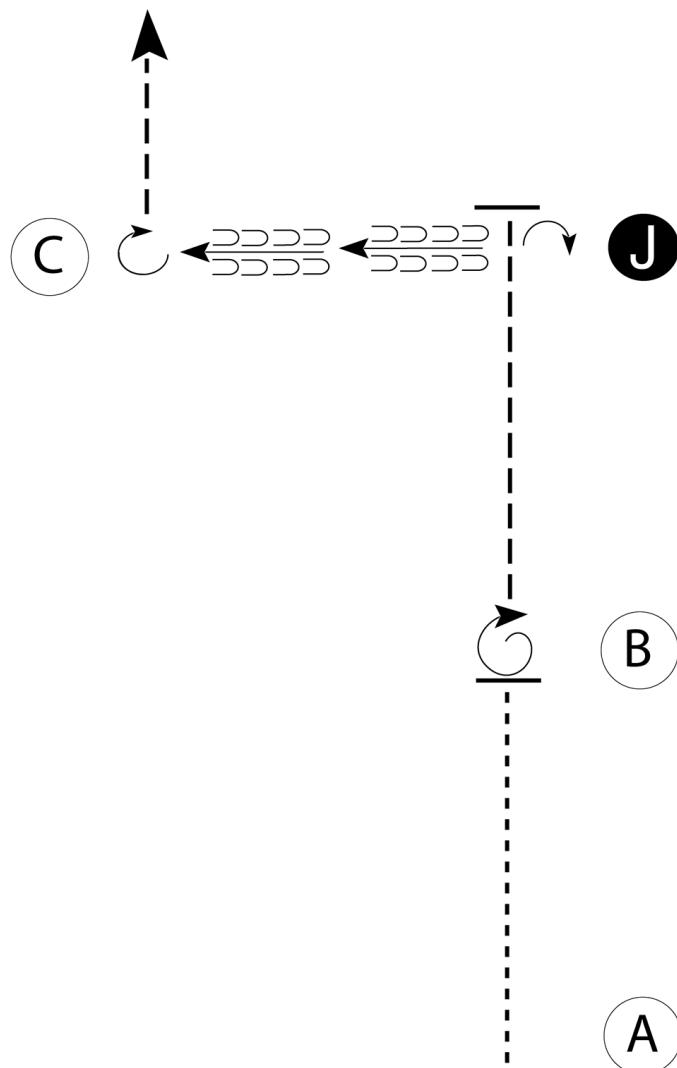
# 2018 Kent County Youth Fair - Ring B

## Class 119 - Western Showmanship (Junior Intermediate)

Show Date: 08-06-2018

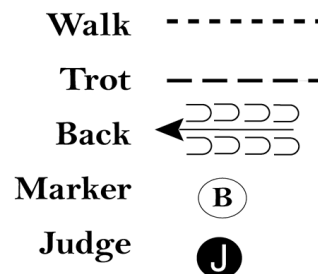
w w w . H o r s e S h o w P a t t e r n s . c o m

w w w . H o r s e S h o w P a t t e r n s . c o m



Be ready at A.

1. Walk A to B.
2. Stop at B and perform a 360 degree turn.
3. Trot until even with Judge.
4. Stop and perform a 90 degree turn; set up for inspection.
5. When dismissed, back to C.
6. Perform a 270 degree turn and trot straight away.



Follow the instructions of your ring steward.

[S/2-4]

Pattern Provided by:  
*The Pattern Comittee*

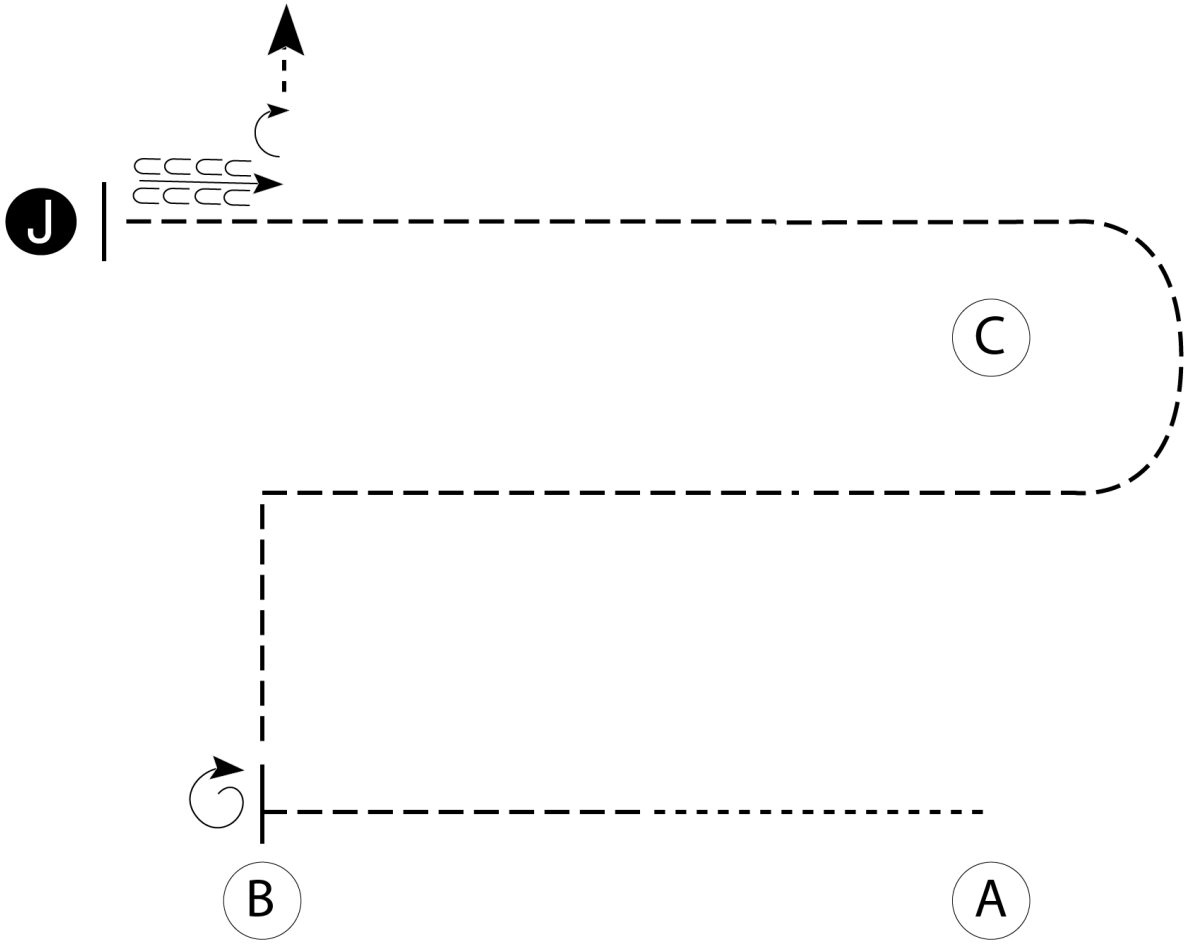
# 2018 Kent County Youth Fair - Ring B

## Class 120 - Western Showmanship (Senior Intermediate)

Show Date: 08-06-2018

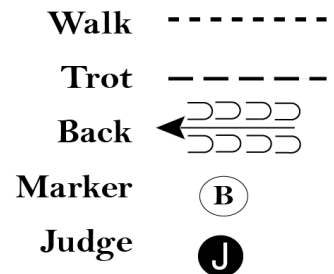
w w w . H o r s e S h o w P a t t e r n s . c o m

w w w . H o r s e S h o w P a t t e r n s . c o m



Be ready at A.

1. Walk halfway from A to B.
2. Trot until your horse's hip is in line with B.
3. Stop and perform a 450 degree turn.
4. Trot a semi square corner and continue to trot around C and to Judge.
5. Stop and set up for inspection.
6. When dismissed, back at least one horse length.
7. Perform a 90 degree turn and exit at a walk.



Follow the instructions of your ring steward.

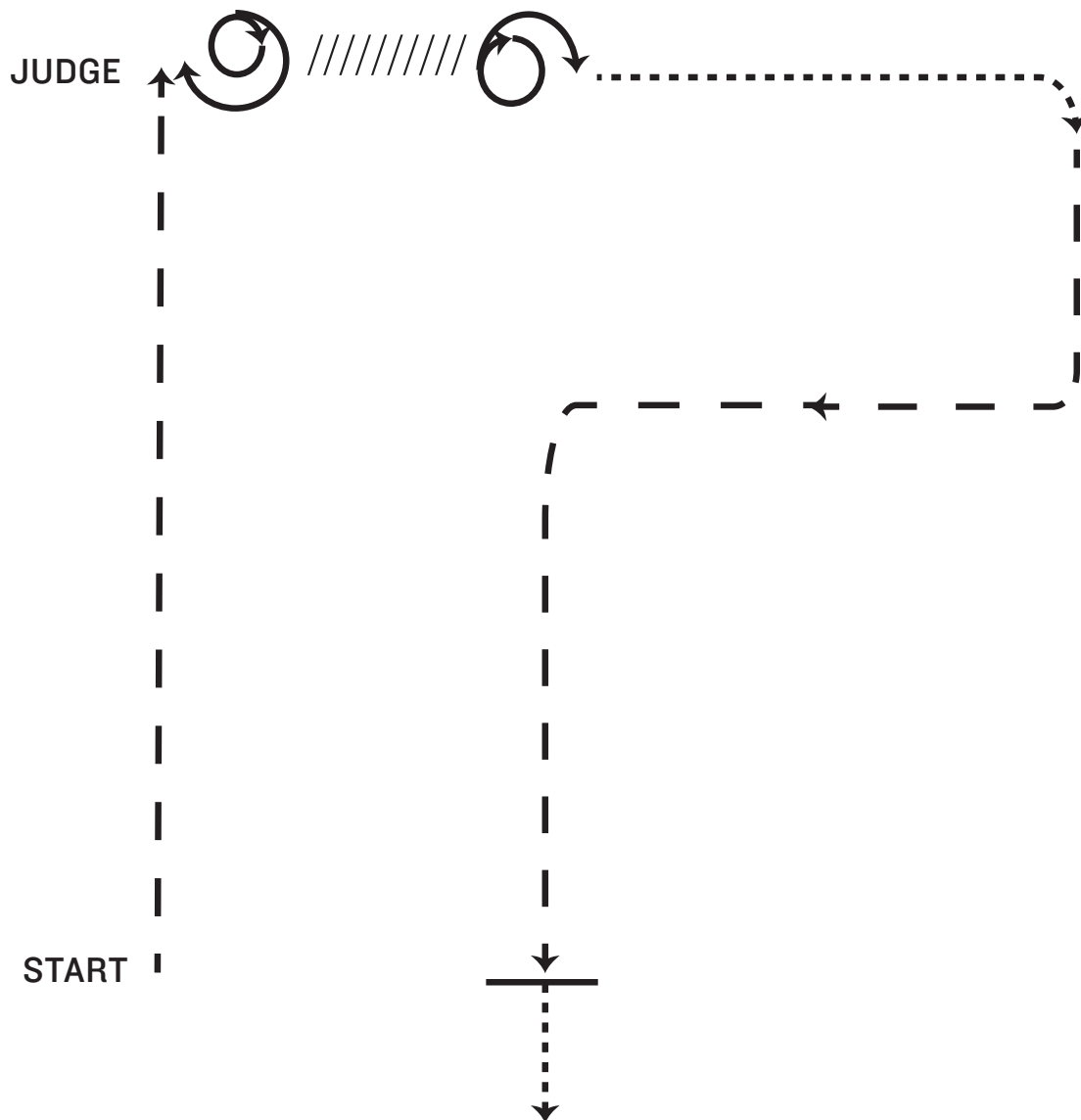
[S/3-87]

**Pattern Provided by:**  
*The Pattern Comittee*

# 2018 Kent County Youth Fair - Ring B

## Class 121 - Western Showmanship (Senior Advanced)

Show Date: 08-06-2018



1. Trot to judge, set up for inspection with hip in line with judge
2. After inspection, execute 1 3/4 turns, set up for brief inspection. Back. Execute 1 1/2 turns and walk across arena and around corner
3. Trot a right corner and a left corner
4. Stop
5. Exit at a walk or trot

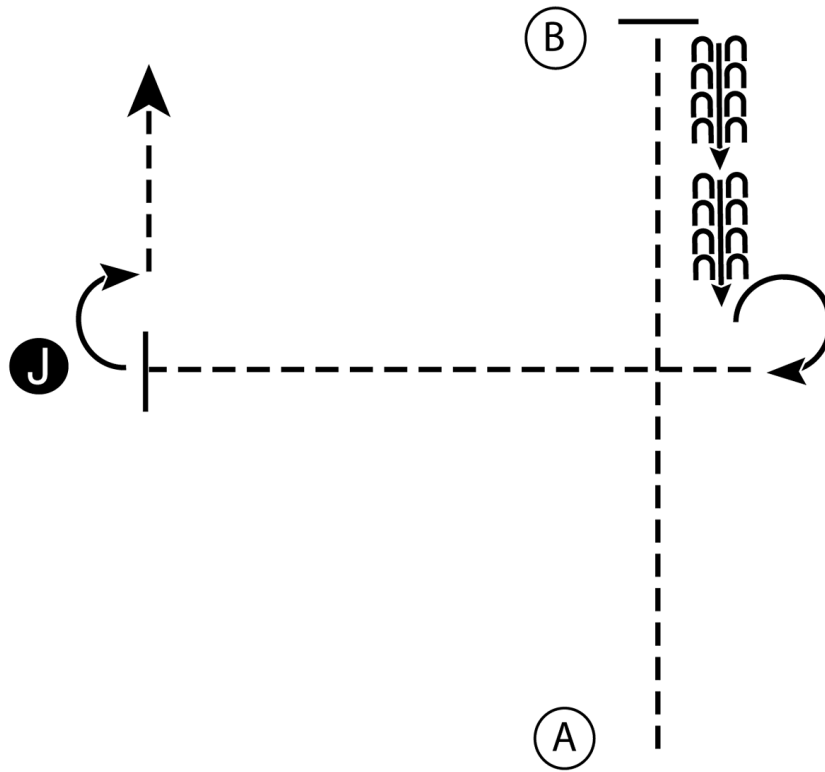
NOTE: The drawn description of this pattern is only intended for the general depiction of the pattern. Contests should utilize the arena space to best exhibit their horses.

Pattern Provided by:  
The Pattern Committee

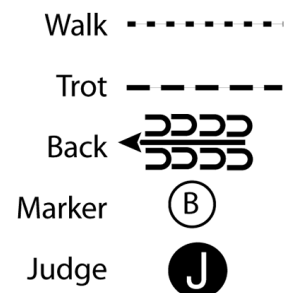
# 2018 Kent County Youth Fair - Ring B

## Class 122 - Hunt Seat Showmanship (Junior Intermediate)

Show Date: 08-06-2018



1. Trot A to B
2. Stop at B and back halfway to A
3. Stop and perform a 270 degree turn
4. Trot to judge and set up for inspection
5. When dismissed perform a 90 degree turn and trot away from judge



[S/2-3]

Pattern Provided by:  
*The Pattern Comittee*

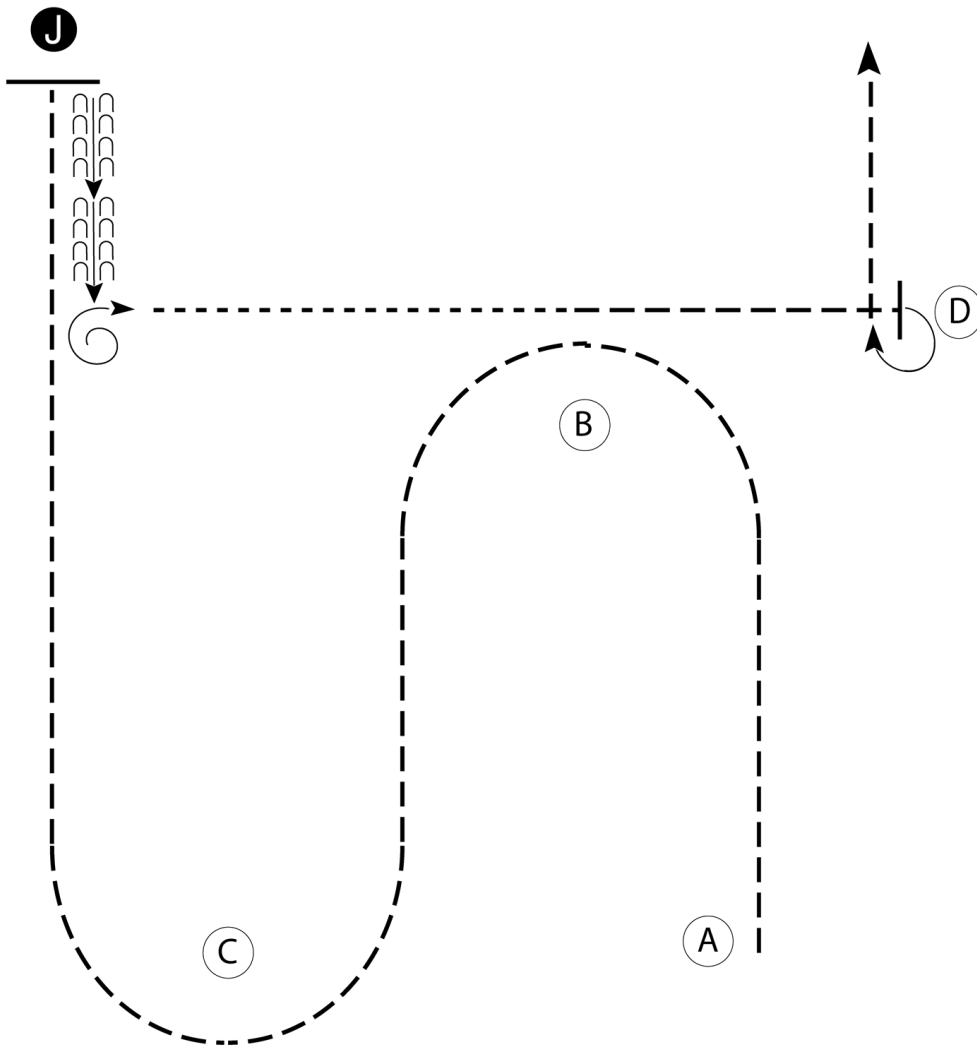
# 2018 Kent County Youth Fair - Ring B

## Class 123 - Hunt Seat Showmanship (Senior Intermediate)

Show Date: 08-06-2018

w w w . H o r s e S h o w P a t t e r n s . c o m

w w w . H o r s e S h o w P a t t e r n s . c o m



1. Begin at A. Trot from A around B and C to the Judge
2. Stop and set up for inspection
3. When dismissed back until even with D
4. Perform a 450 degree turn and walk until even with B
5. Trot to D
6. At D stop, perform a 270 degree turn and trot to the line-up or follow the instructions of your ring steward.

- Walk -----
- Trot - - - - -
- Back ←
- Marker (B)
- Judge (J)

[S/3-26]

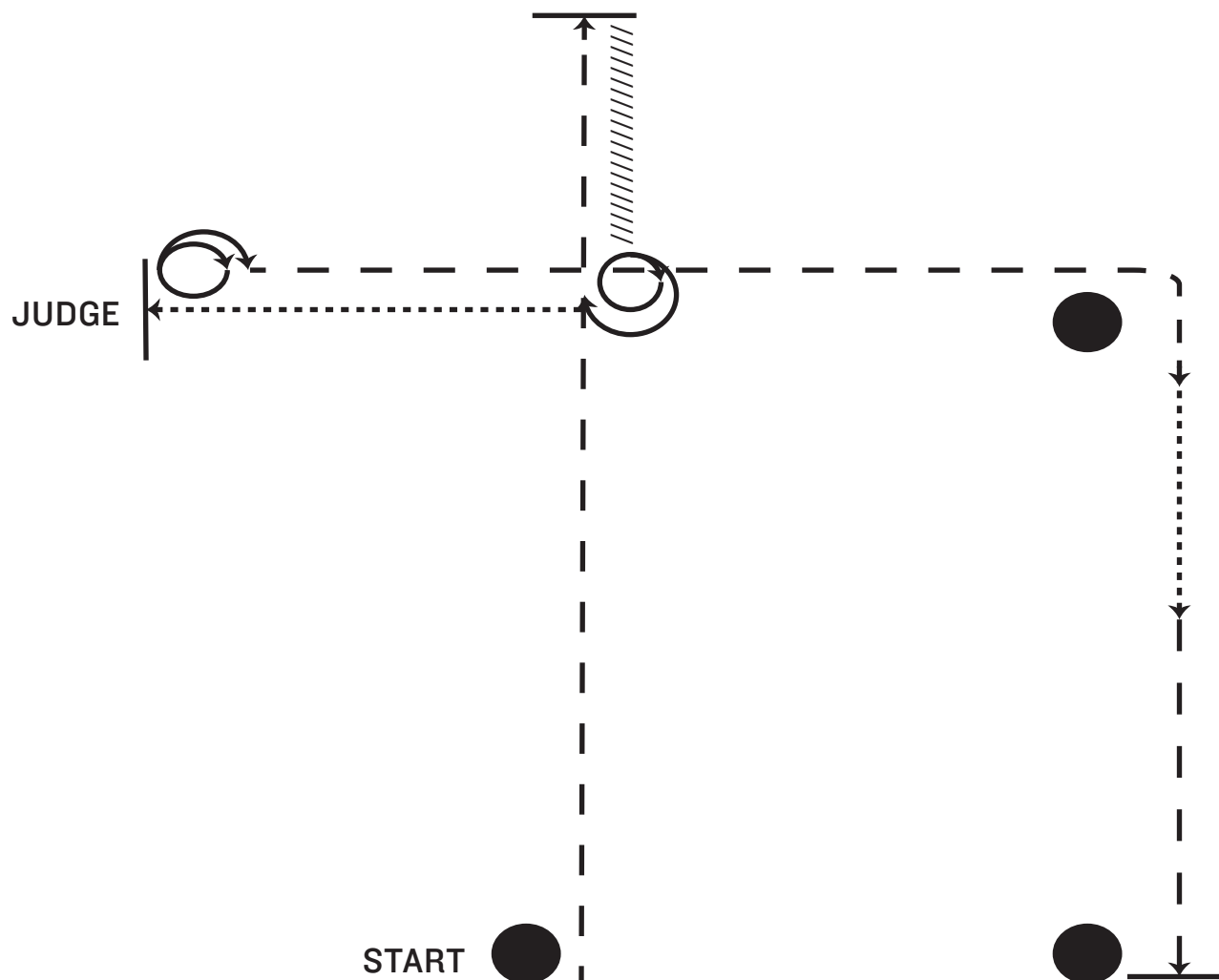
Pattern Provided by:  
*The Pattern Comittee*



# 2018 Kent County Youth Fair - Ring B

## Class 124 - Hunt Seat Showmanship (Senior Advanced)

Show Date: 08-06-2018



1. Trot; stop and back
2. Execute 1 3/4 turns; walk to judge
3. Set up for inspection
4. After inspection, execute 1 1/2 turns; trot away and around corner
5. Walk half of line; trot half of line; stop
6. Exit at a walk or jog

NOTE: The drawn description of this pattern is only intended for the general depiction of the pattern. Contestants should utilize the arena space to best exhibit their horses.

Pattern Provided by:  
The Pattern Committee