

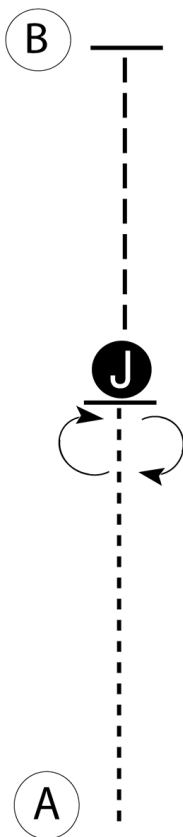
# 2018 Kent County Youth Fair - Ring C

## Class 107 - Saddle Seat Showmanship (Novice Advanced)

Show Date: 08-06-2018

w w w . H o r s e S h o w P a t t e r n s . c o m

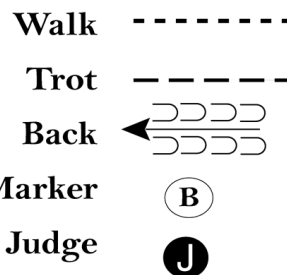
w w w . H o r s e S h o w P a t t e r n s . c o m



Be ready at A.

1. Walk from A to Judge.
2. Stop, perform a 180 degree turn and set up for inspection.
3. When dismissed perform a 180 degree turn. (Judge will move out of the line of travel.)
4. Trot to B.
5. Stop at B.

When dismissed, follow the instructions of your ring steward.



[S/1-8]

Pattern Provided by:  
*The Pattern Comittee*

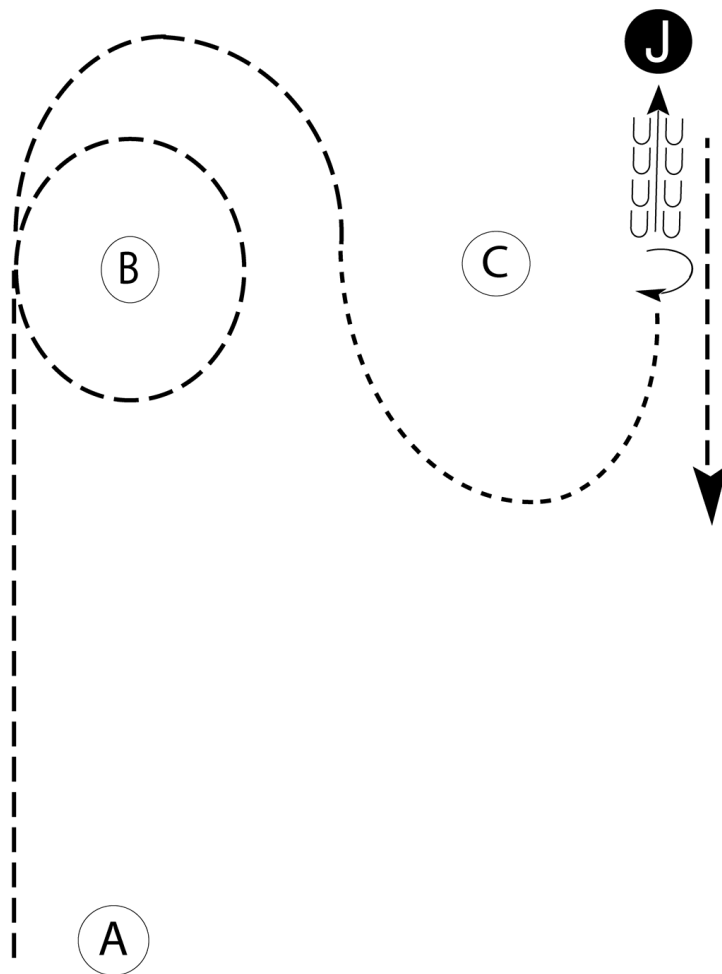
# 2018 Kent County Youth Fair - Ring C

## Class 108 - Saddle Seat Showmanship (Junior Advanced)

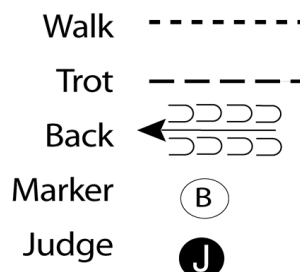
Show Date: 08-06-2018

w w w . H o r s e S h o w P a t t e r n s . c o m

w w w . H o r s e S h o w P a t t e r n s . c o m



1. Trot from A to B.
2. Trot a circle around B.
3. Trot to C. At C walk until even with C.
4. Perform a 180 degree turn and back to the Judge.
5. Set up for inspection. When dismissed trot straight away from the Judge and follow the instructions of your ring steward.



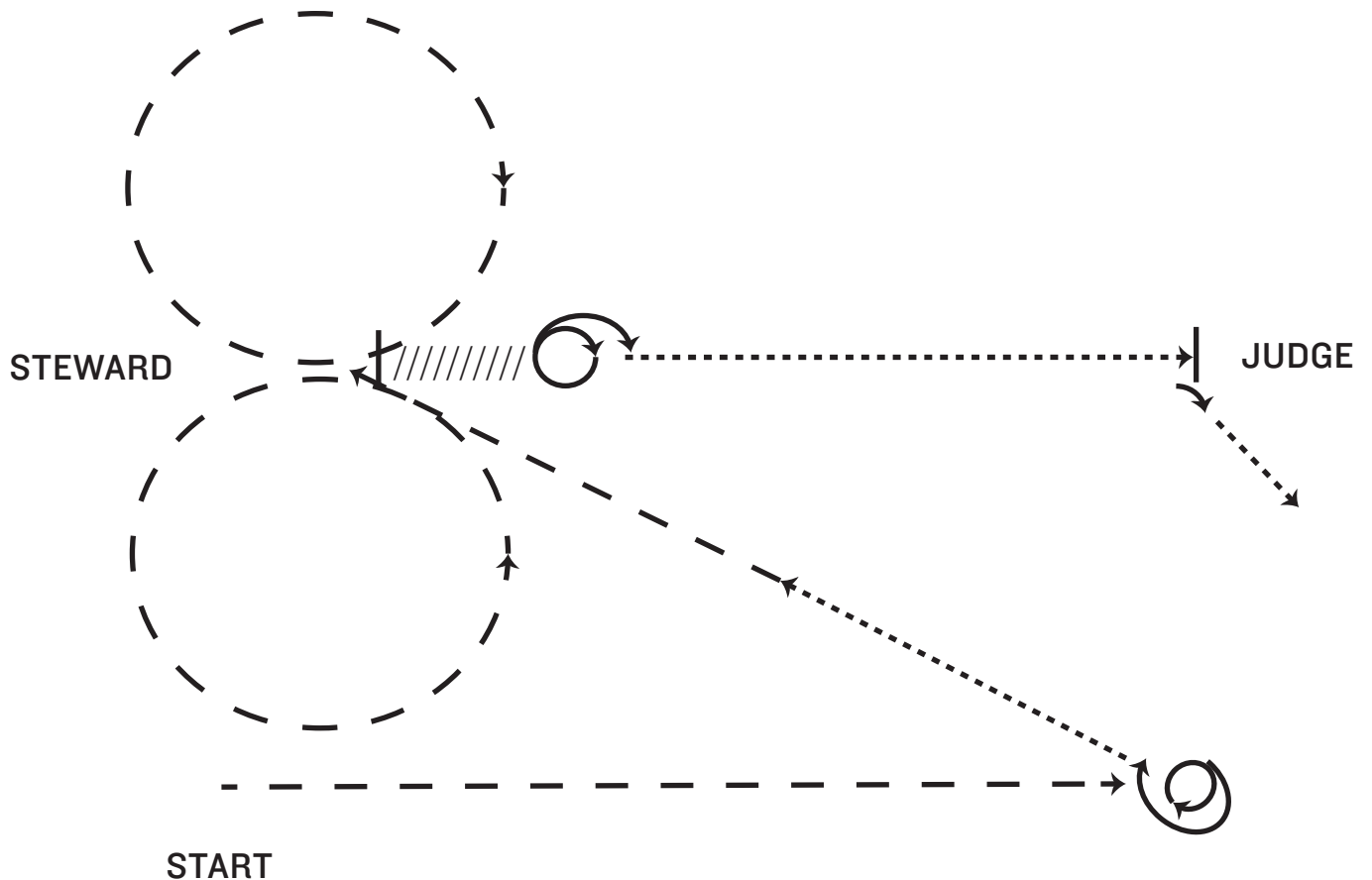
[S/3-17]

Pattern Provided by:  
*The Pattern Comittee*

# 2018 Kent County Youth Fair - Ring C

## Class 109 - Saddle Seat Showmanship (Horsemaster)

Show Date: 08-06-2018



1. Trot across arena. Stop and execute 1 2/3 turns
2. Walk half of the line. Trot across arena
3. Trot a circle to the left and then to the right, equal sized
4. Stop and back
5. Execute 1 1/2 turn and walk to judge
6. Set up for inspection
7. Exit at a walk or trot

**NOTE:** The drawn description of this pattern is only intended for the general depiction of the pattern. Contestants should utilize the arena space to best exhibit their horses.

Pattern Provided by:  
The Pattern Committee

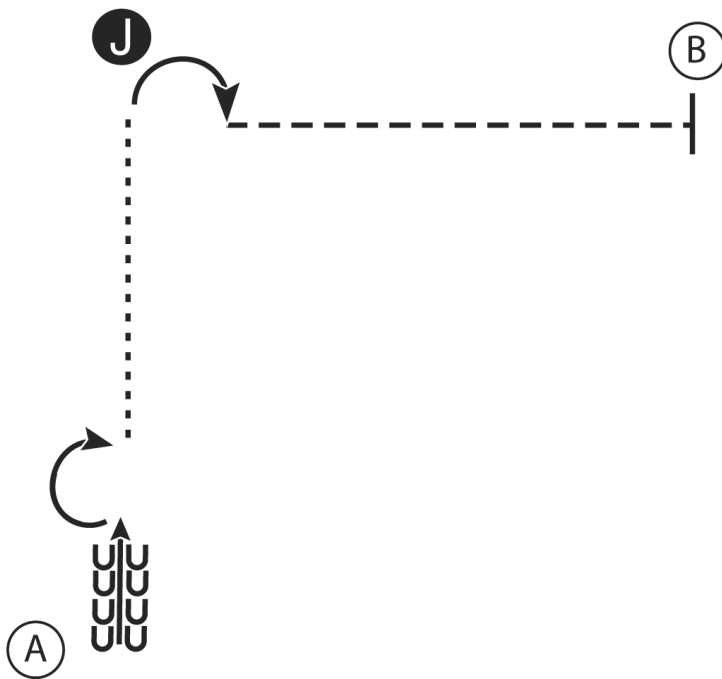
# 2018 Kent County Youth Fair - Ring C

## Class 110 - Western Showmanship (Novice Advanced)

Show Date: 08-06-2018

w w w . H o r s e S h o w P a t t e r n s . c o m

w w w . H o r s e S h o w P a t t e r n s . c o m



1. Back 4 steps at A
2. Perform a 180 degree turn
3. Walk to the judge and set up for inspection
4. When dismissed perform a 90 degree turn and trot to B
5. Stop at B

Walk - - - - -

Trot - - - - -

Back ←

Marker (B)

Judge (J)

[S/1-2]

Pattern Provided by:  
*The Pattern Comittee*

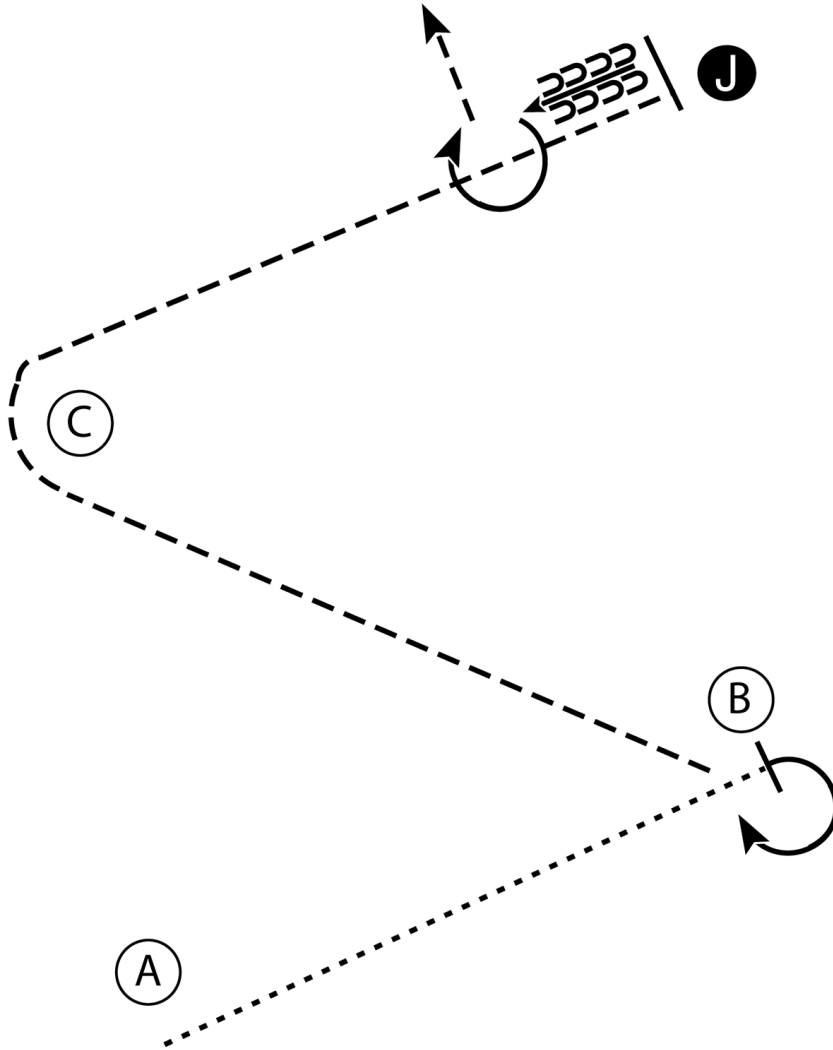
# 2018 Kent County Youth Fair - Ring C

## Class 111 - Western Showmanship (Junior Advanced)

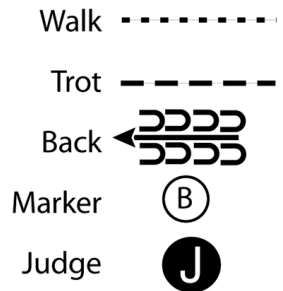
Show Date: 08-06-2018

w w w . H o r s e S h o w P a t t e r n s . c o m

w w w . H o r s e S h o w P a t t e r n s . c o m



1. Begin at A. Walk from A to B.
2. Stop and perform a 245 degree turn.
3. Trot around C to the Judge. Set up for inspection.
4. When dismissed back four steps and perform a 270 degree turn.
5. Trot to the line-up.



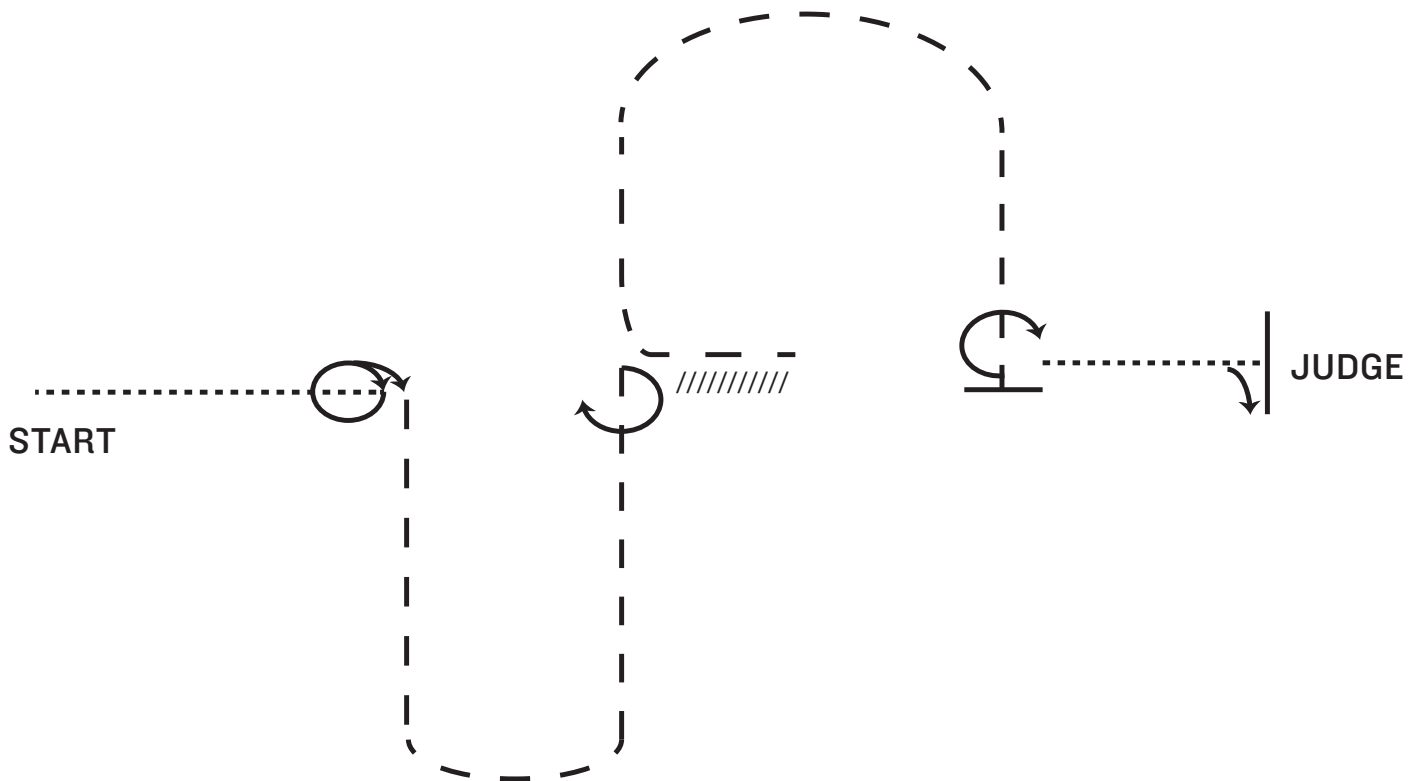
[S/3-6]

Pattern Provided by:  
*The Pattern Comittee*

# 2018 Kent County Youth Fair - Ring C

## Class 112 - Western Showmanship (Horsemaster)

Show Date: 08-06-2018



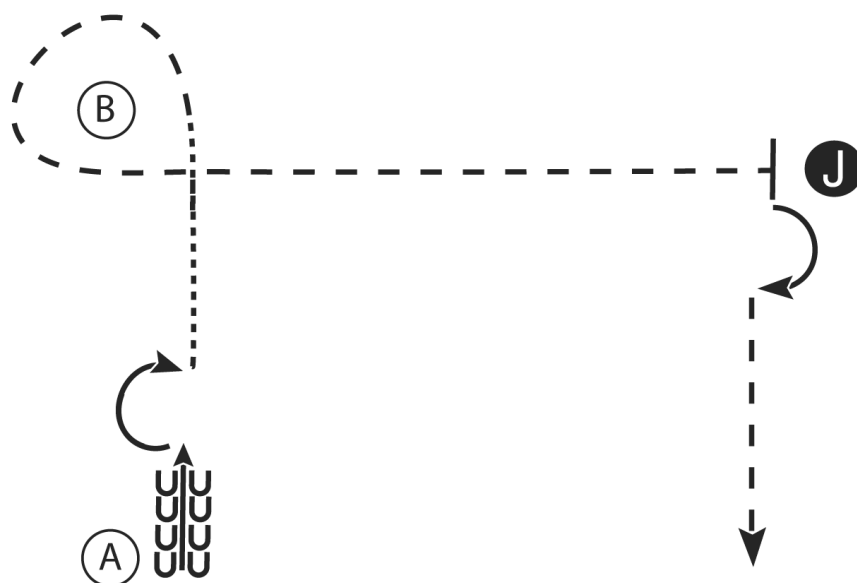
1. Walk, 1 1/4 turn
2. Trot
3. Stop, 3/4 turn, back 2 horse lengths
4. Trot
5. Stop, 3/4 turn, walk to judge
6. Set up for inspection
7. After inspection, 1/4 turn then exit at a walk or trot

NOTE: The drawn description of this pattern is only intended for the general depiction of the pattern. Exhibitors should utilize the arena space to best exhibit their horses.

# 2018 Kent County Youth Fair - Ring C

## Class 113 - Hunt Seat Showmanship (Novice Advanced)

Show Date: 08-06-2018



1. At A back 4 steps
2. Perform a 180 degree turn
3. Walk to B
4. At B trot around B and to the judge, set up for inspection
5. When dismissed perform a 90 degree turn and trot straight away from the judge

Walk - - - - -

Trot - - - - -

Back ← SSSSS

Marker (B)

Judge (J)

[S/2-1]

Pattern Provided by:  
*The Pattern Comittee*

w w w . H o r s e S h o w P a t t e r n s . c o m

w w w . H o r s e S h o w P a t t e r n s . c o m

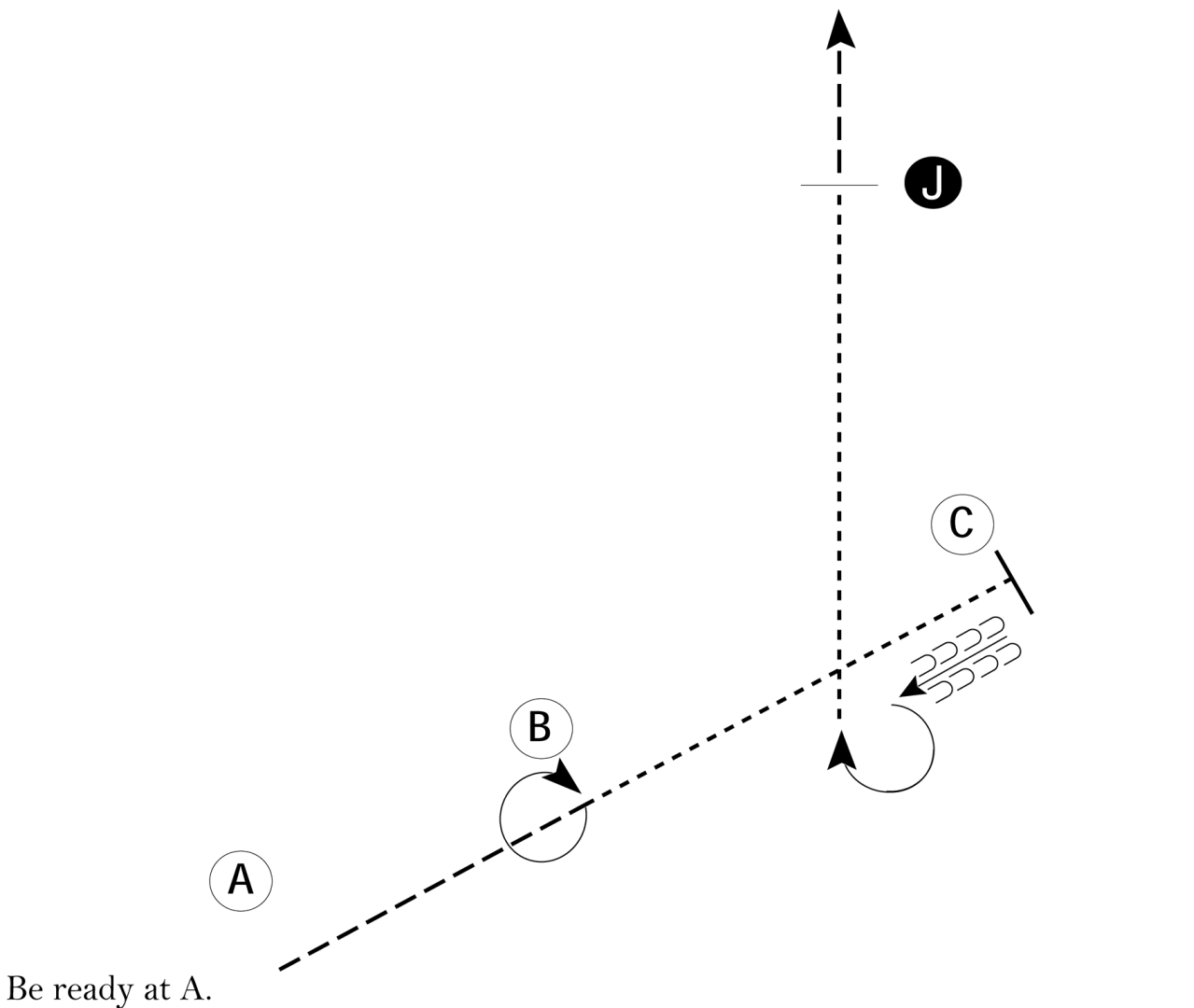
# 2018 Kent County Youth Fair - Ring C

## Class 114 - Hunt Seat Showmanship (Junior Advanced)

Show Date: 08-06-2018

w w w . H o r s e S h o w P a t t e r n s . c o m

w w w . H o r s e S h o w P a t t e r n s . c o m



1. Trot from A to B.
2. Stop and perform a 360 degree turn.
3. Walk to C. Stop and back five steps.
4. Perform a 300 degree turn.
5. Walk until even with the Judge. Stop and set up for inspection.
6. When dismissed trot to the line-up.

Walk	-----
Trot	- - - - -
Back	← ↔ ↔ ↔
Marker	(B)
Judge	(J)

[S/3-10]


Pattern Provided by:  
*The Pattern Comittee*



# 2018 Kent County Youth Fair - Ring C

## Class 115 - Hunt Seat Showmanship (Horsemaster)

Show Date: 08-06-2018



1. Walk
2. Trot corner, stop
3. Set up for brief inspection
4. Back
5. 1 3/4 turn
6. Back, 1/4 turn
7. Walk, stop
8. Set up for inspection
9. After inspection, 1 1/2 turn
10. Trot, stop
11. Exit at a walk or trot

Note: The drawn description of this pattern is only intended for the general depictions of the pattern. Contestants should utilize the arena space to best exhibit their horses.

Pattern Provided by:  
The Pattern Comittee