

# Leadline & EWD Showmanship Pattern

## Classes #2 & #3



\*Lead line exhibitors will walk where a trot is indicated.

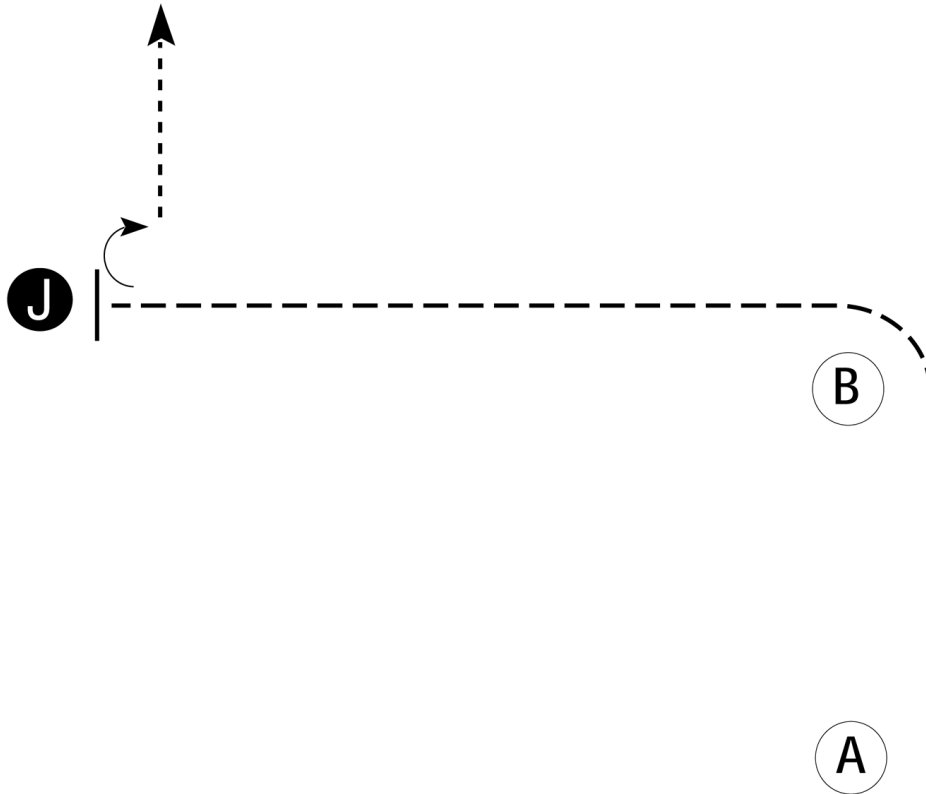
\*EWD exhibitors may choose to either walk OR trot where a trot is indicated in the pattern.

1. Walk from cone A to cone B
2. Stop at cone B
3. Back 4 steps
4. Trot to cone C (trotting is optional)
5. Stop and set up for inspection
6. Line up after dismissal

# River Run Casual Series Show #1

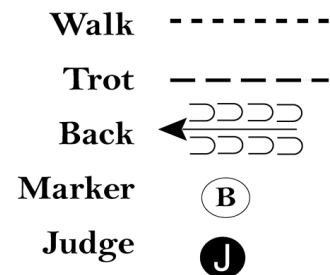
## WT Showmanship (Classes 4, 5, 6)

Show Date: 06-06-2018



Be ready at A.

1. Walk from A to B.
2. At B, trot to judge.
3. Stop and set up for inspection.
4. When dismissed, turn 90 degrees and walk away from judge.
5. Follow the instructions of your ring steward.



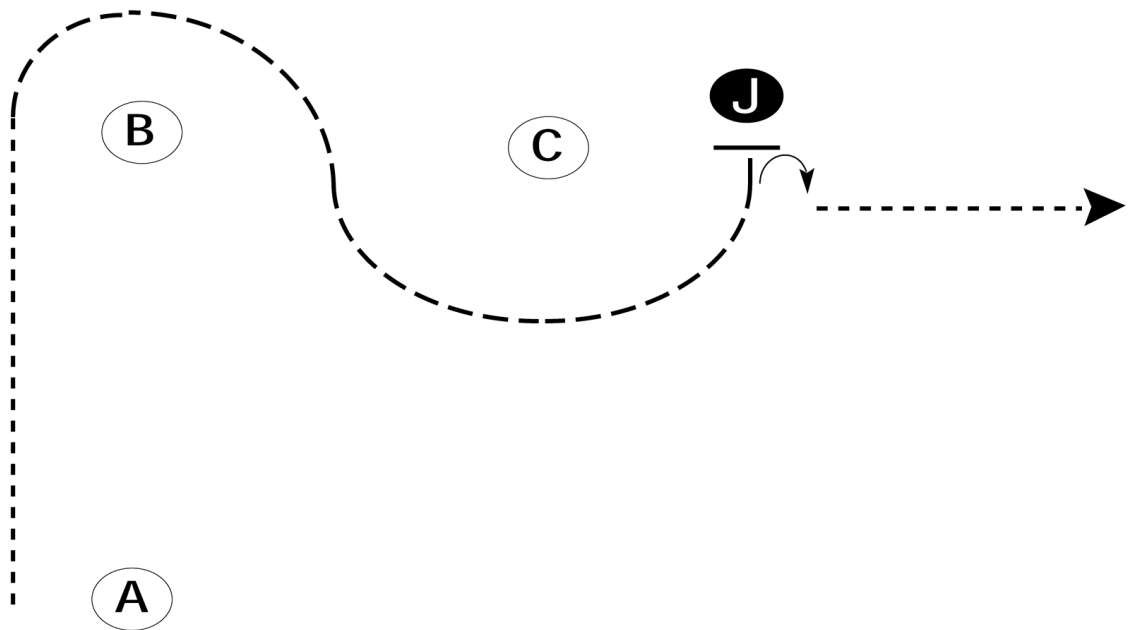
[S/WT-11]

Pattern Provided by:  
*RRCS Comittee*

# River Run Casual Series Show #1

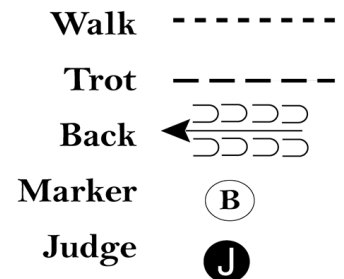
WTC Showmanship (Classes 7, 28, 29, 30)

Show Date: 06-06-2018



Be ready at A.

1. Walk from A to B.
2. Trot from B, around C and to judge.
3. Stop and set up for inspection.
4. When dismissed, perform a 90 degree turn.
5. Walk straight away from the judge.
6. Follow the instructions of your ring steward.



[S/WT-19]

Pattern Provided by:  
*RRCS Comittee*

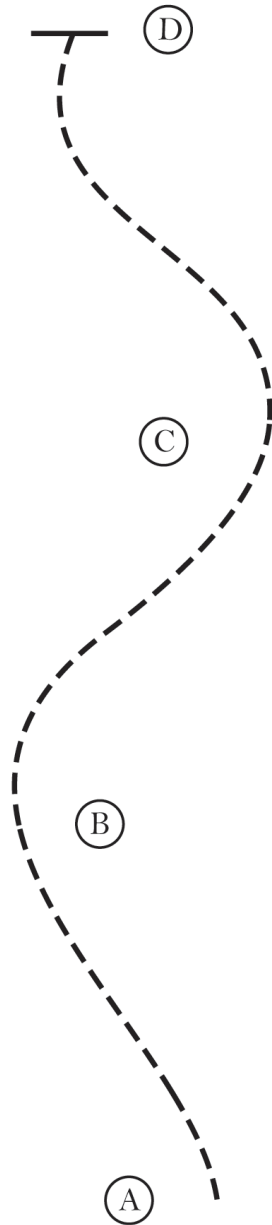
# River Run Casual Series Show #1

## English Equitation Walk Trot (Classes 14, 15, 16)

Show Date: 06-06-2018

w w w . H o r s e S h o w P a t t e r n s . c o m

w w w . H o r s e S h o w P a t t e r n s . c o m



1. Sitting trot A to B
2. At B posting trot to C on the left diagonal
3. At C change diagonals and posting trot to D
4. Stop at D

Walk	.....
Trot	-----
Extended T rot	-----
Canter	—————
Leg Yield	
Lead Change	↘
Back	←←←←← →→→→→
Marker	(B)
Sidepass	←-----→

[HSE/WT-8]

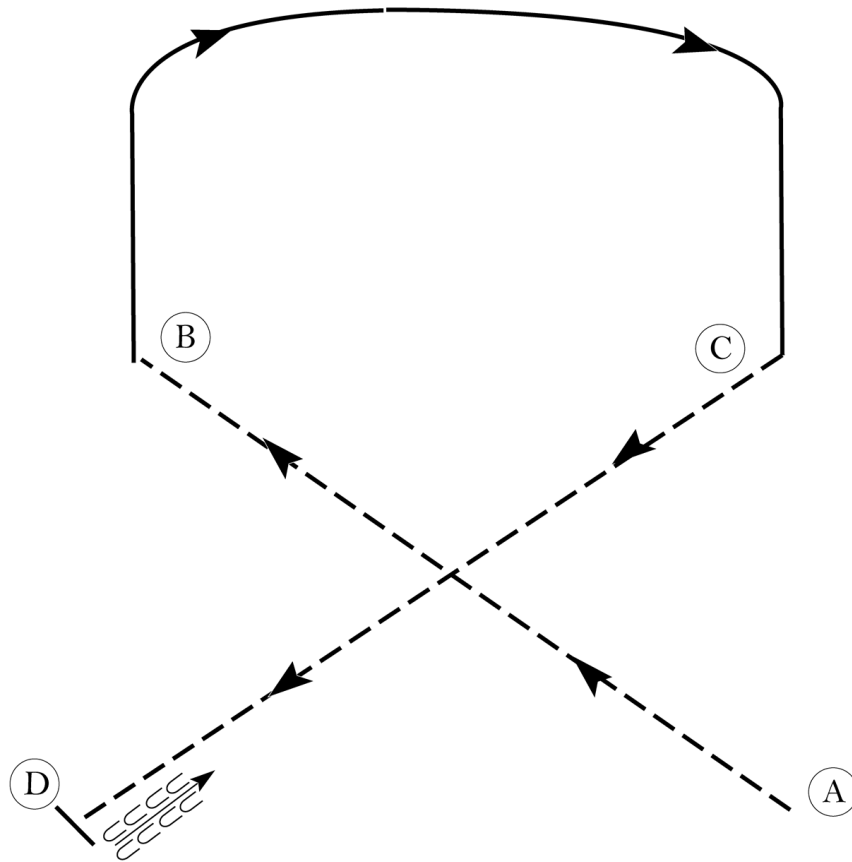
**Pattern Provided by:**  
*RRCS Comittee*

# River Run Casual Series Show

## #1

### English Equitation WTC (Classes 17, 34, 35, 36)

Show Date: 06-06-2018



Be ready at A.

1. Posting trot on the left diagonal to B.
2. Canter right lead to C.
3. Posting trot on the right diagonal 1/2 way to D.
4. Sitting trot to D.
5. Halt at D and back approximately one horse length.

Exit at a sitting trot.

Walk	-----
Trot	- - - - -
Extended Trot	— — — — —
Canter	—————
Leg Yield	
Lead Change	— / —
Back	← ← ← ← ←
Marker	(B)
Sidepass	← ← ← ← ←
Hand Gallop	— — — — —

[HSE/1-23]

Pattern Provided by:  
*RRCS Comittee*

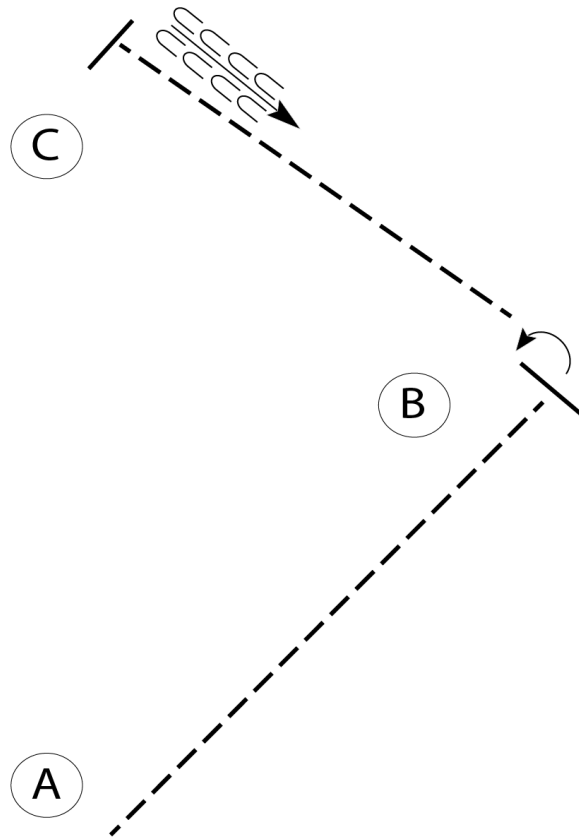
# River Run Casual Series Show #1

## Western Horsemanship Walk Trot (Classes 22, 23, 24)

Show Date: 06-06-2018

www.HorseShowPatterns.com

www.HorseShowPatterns.com



Be ready at A.

1. Jog A to B.
2. At B, stop and perform a 90 degree turn to the left.
3. Jog B to C.
4. Stop at C and back 4 steps.

Follow the instructions of your ring steward.

Walk	-----
Jog	- - - - -
Extended Jog	— — — —
Lope	
Lead Change	
Back	
Marker	(B)

[WH/WT-8]

Pattern Provided by:  
*RRCS Comittee*

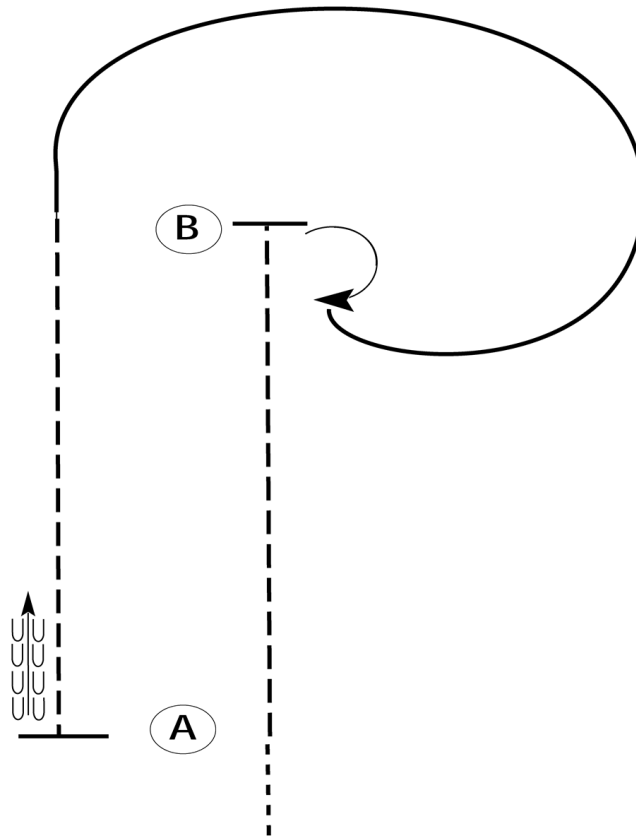
# River Run Casual Series Show #1

Western Horsemanship WTC (Classes 25, 42, 43, 44)

Show Date: 06-06-2018

www.HorseShowPatterns.com

www.HorseShowPatterns.com



Be ready before A.

1. Walk to A.
2. Jog to B.
3. Turn 180 degrees to the right.
4. Lope on the left lead back around to B.
5. Jog from B to A.
6. Stop at A and back approximately one horse length.

Follow the instructions of your ring steward.

Walk	-----
Jog	- - - - -
Extended Jog	— — — —
Lope	—————
Leg Yield	
Lead Change	↘
Back	← ↪
Marker	⊙
Sidepass	←-----→

[WH/1-44]

Pattern Provided by:  
*RRCS Comittee*