

Leadline & EWD Showmanship Pattern

Classes #2 & #3



*Lead line exhibitors will walk where a trot is indicated.

*EWD exhibitors may choose to either walk OR trot where a trot is indicated in the pattern.

1. Walk from cone A to cone B
2. Stop at cone B
3. Back 4 steps
4. Trot to cone C (trotting is optional)
5. Stop and set up for inspection
6. Line up after dismissal

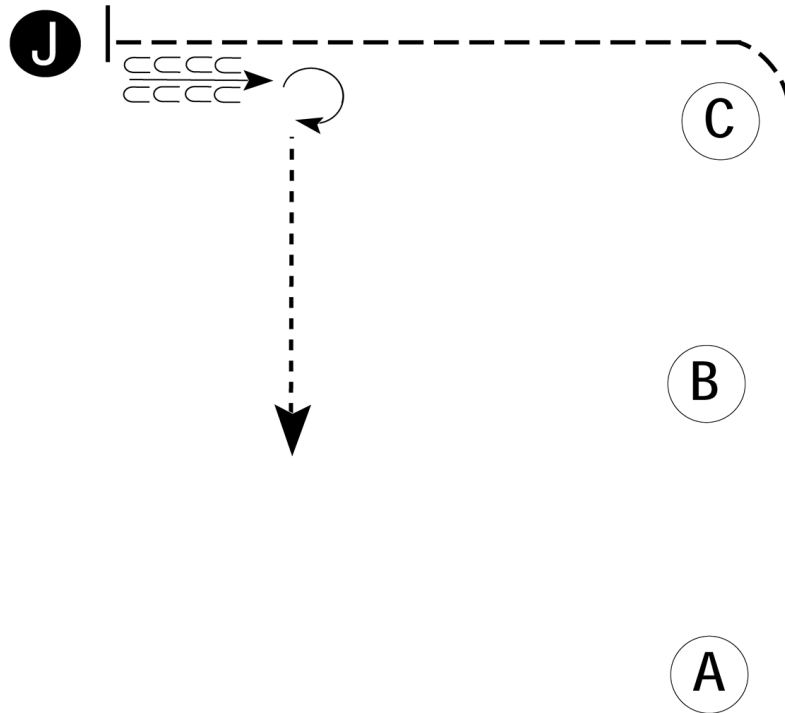
River Run Casual Series Show #4

WT Showmanship (Classes 4, 5, 6)

Show Date: 07-25-2018

w w w . H o r s e S h o w P a t t e r n s . c o m

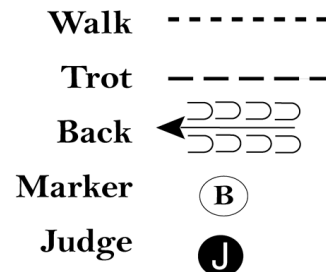
w w w . H o r s e S h o w P a t t e r n s . c o m



Be ready at A.

1. Walk to B.
2. Trot to and around C to judge.
3. Stop and set up for inspection.
4. When dismissed back approximately one horse length.
5. Perform a 270 degree turn and walk straight away.

Follow the instructions of your ring steward.



[S/1-39]

Pattern Provided by:
RRCS Committee

River Run Casual Series Show

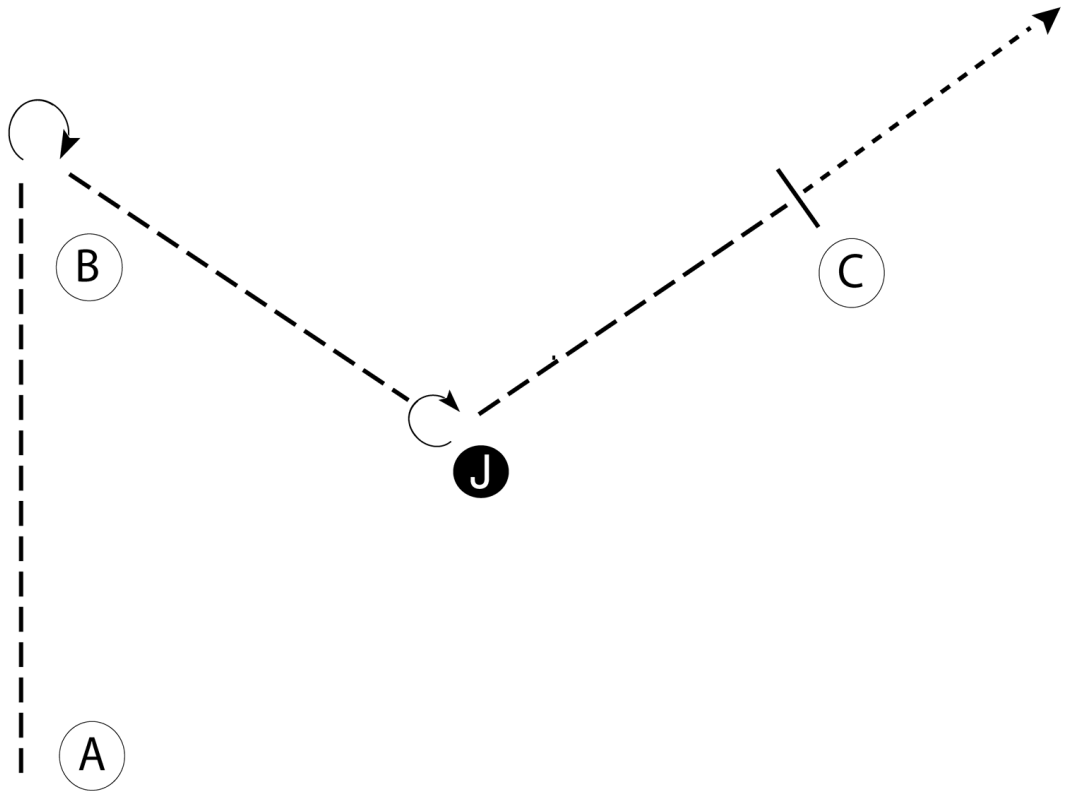
#4

WTC Showmanship (Classes 7, 28, 29, 30)

Show Date: 07-25-2018

w w w . H o r s e S h o w P a t t e r n s . c o m

w w w . H o r s e S h o w P a t t e r n s . c o m



Be ready at A.

1. Trot to and past B.
2. Stop past B, turn 135 degrees and trot to judge.
3. Stop and set up for inspection.
4. When dismissed, do a 3/4 turn and trot to C.
5. Stop at C. When dismissed, walk straight away from C to exit.

Walk	-----
Trot	- - - - -
Back	←
Marker	(B)
Judge	(J)

[S/1-24]

Pattern Provided by:
RRCS Committee

River Run Casual Series Show

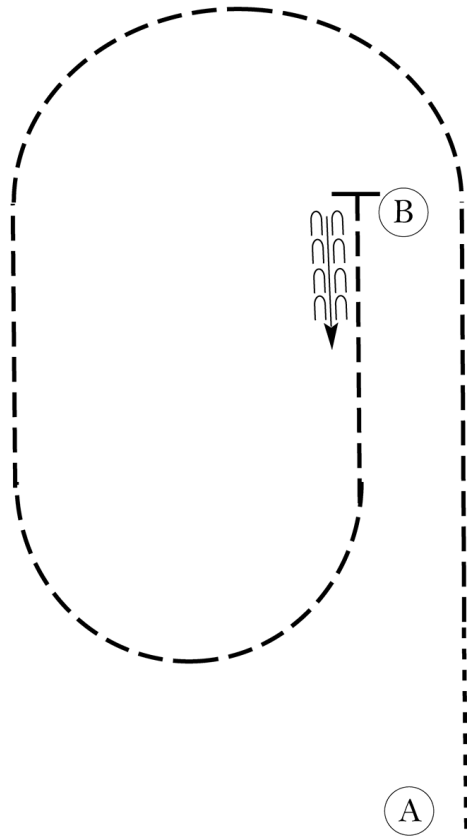
#4

English Equitation Walk Trot (Classes 14, 15, 16)

Show Date: 07-25-2018

w w w . H o r s e S h o w P a t t e r n s . c o m

w w w . H o r s e S h o w P a t t e r n s . c o m



Be ready at A.

1. Walk two horse lengths from A.
2. Posting trot on the left diagonal to B.
3. Change diagonals and posting trot on the right diagonal in a half circle and then in a straight line until halfway between B and A.
4. Sitting trot a half circle and then a straight line to B.
5. Stop and back approximately one horse length.

Follow the instructions of your ring steward.

Walk	-----
Trot	- - - - -
Extended Trot	— — — — —
Canter	—————
Leg Yield	
Lead Change	— / —
Back	← c c c c
Marker	⊙ B
Sidepass	← — — — — →
Hand Gallop	— — — — —

[HSE/WT-58]

Pattern Provided by:
RRCS Committee

River Run Casual Series Show

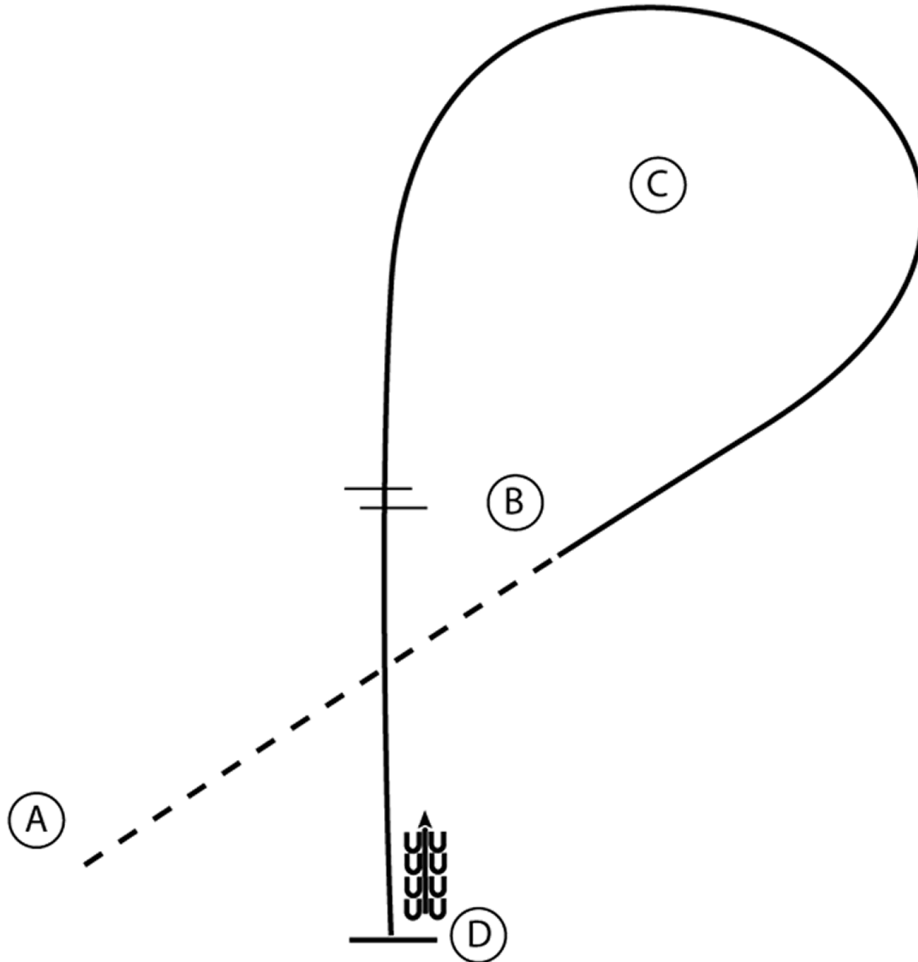
#4

English Equitation WTC (Classes 17, 34, 35, 36)

Show Date: 07-25-2018

w w w . H o r s e S h o w P a t t e r n s . c o m

w w w . H o r s e S h o w P a t t e r n s . c o m



1. Posting trot, right diagonal, A to B
2. At B canter on the right lead around C to B
3. At B perform a simple lead change and continue to D
4. Stop at D and back approximately one horse length.

Walk
Trot	-----
Extended Trot	-----
Canter	—————
Leg Yield	
Lead Change	—/—
Back	←←←←←
Marker	⊙ (B)
Sidepass	←←←←←

[HSE/2-9]

Pattern Provided by:
RRCS Committee

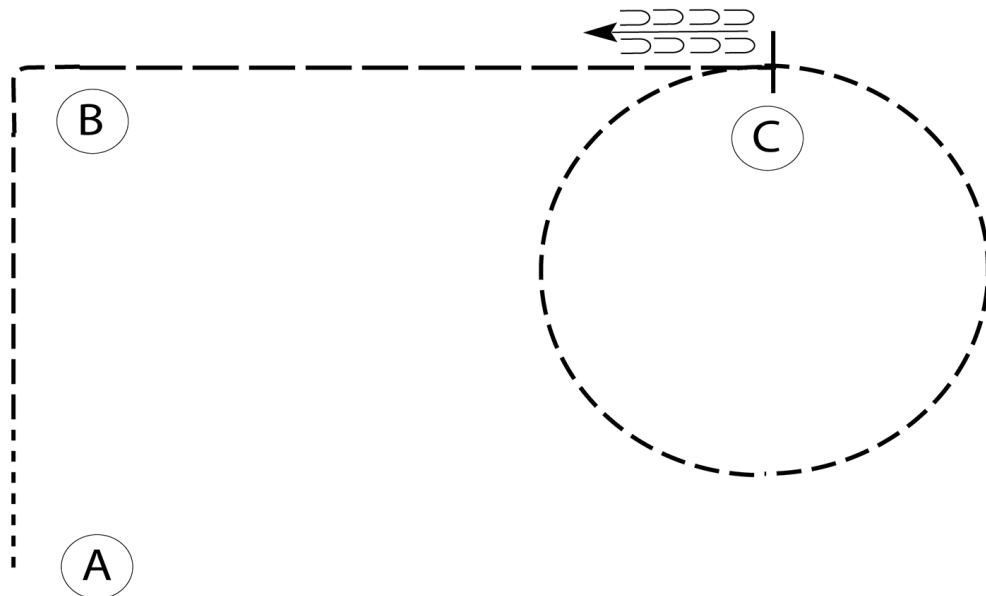
River Run Casual Series Show #4

Western Horsemanship Walk Trot (Classes 22, 23, 24)

Show Date: 07-25-2018

w w w . H o r s e S h o w P a t t e r n s . c o m

w w w . H o r s e S h o w P a t t e r n s . c o m



Be ready at A.

1. Walk approximately 2 horse lengths from A.
2. Jog to B. Jog a square corner around B.
3. Extend the jog to C.
4. Jog a circle at C.
5. Stop at C and back approximately one horse length.

Follow the instructions of your ring steward.

Walk	-----
Jog	- - - - -
Extended Jog	- - - - -
Lope	—————
Leg Yield	
Lead Change	— / —
Back	← — — — —
Marker	(B)
Sidepass	← — — — — →

[WH/WT-63]

Pattern Provided by:
RRCS Committee

River Run Casual Series Show

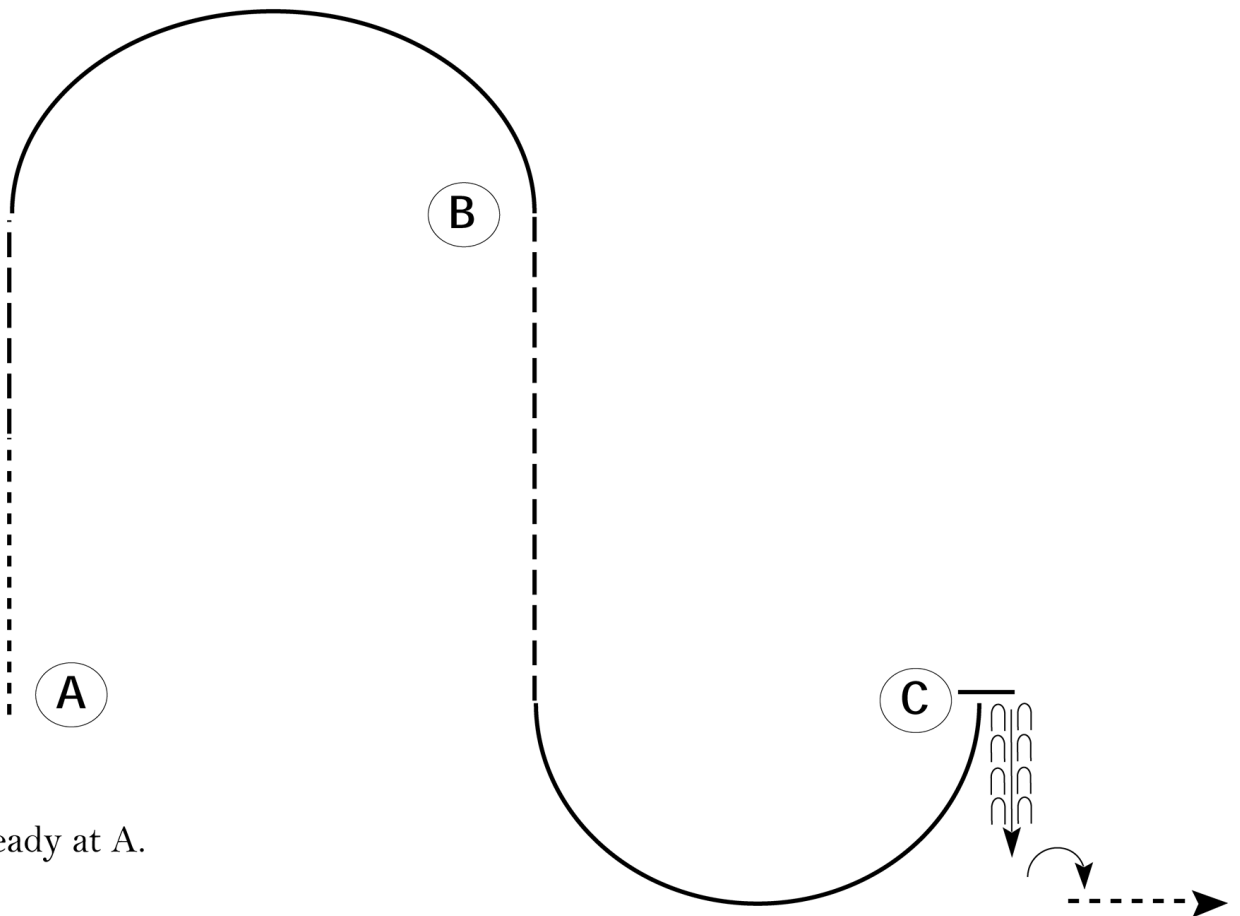
#4

Western Horsemanship WTC (Classes 25, 42, 43, 44)

Show Date: 07-25-2018

w w w . H o r s e S h o w P a t t e r n s . c o m

w w w . H o r s e S h o w P a t t e r n s . c o m



Be ready at A.

1. Walk from A to center of pattern.
2. Jog until even with B.
3. Lope a half circle on the right lead to B.
4. Jog from B until even with C.
5. Lope a half circle on the left lead to C.
6. Stop at C and back approximately one horse length.
7. Perform a 1/4 turn right and walk off.

Follow the directions of your ring steward.

Walk	-----
Jog	- - - - -
Extended Jog	— — — —
Lope	—————
Lead Change	
Back	
Marker	(B)

[WH/1-80]

Pattern Provided by:
RRCS Committee