

KENT EQUINE EDUCATION PROGRAM “KEEP” THE EQUESTRIAN PROJECT BOOK

Ages 16 and Older as of January 1 of Current year

4-H Motto “To Make The Best Better”

*Information to complete the Horse Project Book is located in the Horse & Horsemanship and Horse Science books that are available at the MSU Extension Office.

Immunization information can be found at the Kent County Horse Leader’s website - <http://www.kentcountyhorseleaders.com> “Immunization and Coggin’s Guidelines”.

Questions should be directed to your Club Leader who may request clarification from the Project Book Committee.

PLEASE DO NOT USE PAGE PROTECTORS ON THESE PAGES. PAGE PROTECTORS CAN BE USED ON PHOTO PAGES AND EXTRA CREDIT REPORTS.

PLEASE KEEP PAGES IN NUMERICAL ORDER.

PLEASE DO NOT USE A BINDER LARGER THAN 1” UNLESS THE ADDITIONAL REPORTS REQUIRE A BIGGER BINDER

KENT COUNTY YOUTH FAIR EXHIBIT TAG					
Project	Horse Record Book				
Dept	16	Section	02	Class #	1601
Exhibitor Name					
Club Name					
Exhibitor #					
A	B	C	Honorable Mention		Outstanding

GENERAL INFORMATION AND INSTRUCTIONS

Properly kept records are a vital part of horse ownership. Records give a clear picture of what you have invested in the project. Records also provide you with accurate facts about your horse project. Because your horse is intended to be your year-long project, the Project Book should begin September 1st. However, there are exceptions, such as a change in horse or obtaining a horse later in the project year. You are responsible for writing an explanation for the judge.

- ❑ **All signatures are required.** The parent signature may be waived if the 4H member is 18 years of age or older.
- ❑ **A score of 70% or higher with all pages complete is required to compete at the Kent County Youth Fair for awards, trophies or ribbons.**
- ❖ The book may be decorated or enhanced as long as all pages are included and kept in order. Additional pages, photos and memories must be at the end of the project book.
- ❖ Do not include pages from previous years unless they are part of a story or report you are including. *"Previous Year" is defined as information prior to the Project Book deadline date of last year. (You may use last year's pictures and show records from fair.)*
- ❖ The Horse Project Book must be bound in some fashion. No loose pages please.
- ❖ Clearly label reports and stories. Reports and stories must include the date authored.
- ❖ You must use the project book for the current calendar year.
- ❖ BONUS options include: Community Service Project Report, In-Depth Story or Report, additional Photographs, Exceptional Organization and Creativity, Additional Education experiences. You can earn up to 45 Extra Points.
- ❖ 4H age is the member's age as of January 1st of the current 4H year.
- ❖ Years in horse project do not include years as an Explorer but does include the current year.

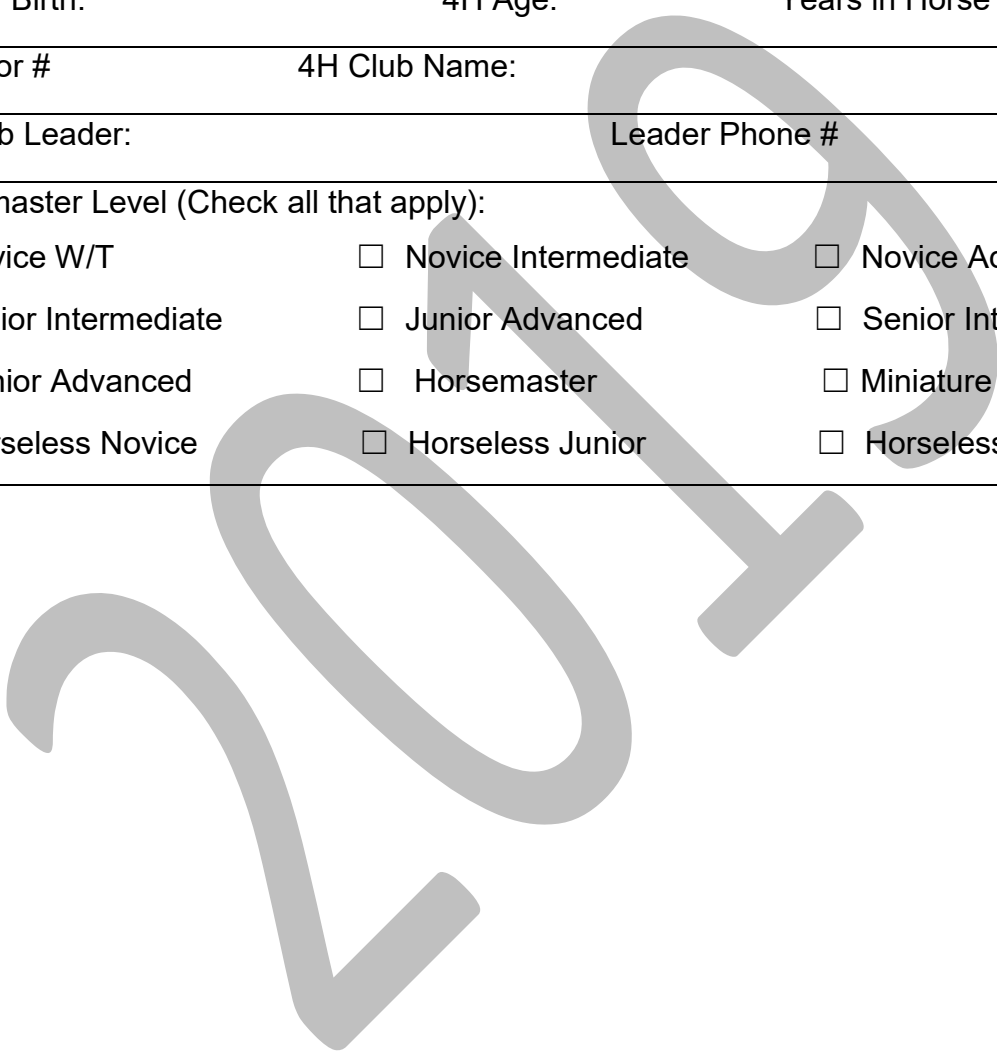
If you have questions that are not covered, please consult with your leader. Your leader may direct their questions to the Project Book Committee.

RECORDKEEPING DATES

Project Book Began on:
Date Project Book was completed:

RIDER INFORMATION

Name:		
Address:		City/State/Zip:
Date of Birth:	4H Age:	Years in Horse Project:
Exhibitor #	4H Club Name:	
4H Club Leader:		Leader Phone #
Horsemaster Level (Check all that apply):		
<input type="checkbox"/> Novice W/T	<input type="checkbox"/> Novice Intermediate	<input type="checkbox"/> Novice Advanced
<input type="checkbox"/> Junior Intermediate	<input type="checkbox"/> Junior Advanced	<input type="checkbox"/> Senior Intermediate
<input type="checkbox"/> Senior Advanced	<input type="checkbox"/> Horsemaster	<input type="checkbox"/> Miniature Horse
<input type="checkbox"/> Horseless Novice	<input type="checkbox"/> Horseless Junior	<input type="checkbox"/> Horseless Senior



PLACE FULL BODY PHOTO OF YOUR PRIMARY PROJECT HORSE/PONY HERE

SIDE VIEW OF HORSE NO SADDLE OR RIDER

A photo of your project animal is required.
Photo should show entire horse clearly.

PRIMARY PROJECT INFORMATION

Name of Horse:		Horse's Nickname:	
Breed:	Registration #	Not Registered: <input type="checkbox"/>	
Color:	<input type="checkbox"/> Mare <input type="checkbox"/> Gelding	Year Foaled:	
Horse's Height:		Horse's Weight:	
Purchase Date:		OR Lease Date:	
<p>Describe your horse using proper terminology for breed, color, sex, markings, etc. (example: I ride an American Paint Quarter Horse who is a tobiano and white Gelding, etc)</p>			

PLACE FULL BODY PHOTO OF YOUR SECONDARY PROJECT EQUINE HERE

SIDE VIEW OF EQUINE

NO SADDLE OR RIDER

A photo of your project animal is required.

Photo should show entire equine clearly.

SECONDARY PROJECT INFORMATION

Name of Horse:		Horse's Nickname:	
Breed:	Registration #	Not Registered: <input type="checkbox"/>	
Color:	<input type="checkbox"/> Mare <input type="checkbox"/> Gelding	Year Foaled:	
Horse's Height:	Horse's Weight:		
Purchase Date:	OR Lease Date:		
<p>Describe your horse using proper terminology for breed, color, sex, markings, etc. (example: I ride an American Paint Quarter Horse who is a tobiano and white Gelding, etc)</p>			

PLACE FULL BODY PHOTO OF YOUR MINIATURE PROJECT EQUINE HERE

SIDE VIEW OF EQUINE

NO SADDLE OR RIDER

A photo of your project animal is required.

Photo should show entire equine clearly.

MINIATURE PROJECT INFORMATION

Name of Horse:		Horse's Nickname:	
Breed:	Registration #	Not Registered: <input type="checkbox"/>	
Color:	<input type="checkbox"/> Mare <input type="checkbox"/> Gelding	Year Foaled:	
Horse's Height:		Horse's Weight:	
Purchase Date:		OR Lease Date:	
<p>Describe your horse using proper terminology for breed, color, sex, markings, etc. (example: I ride an American Paint Quarter Horse who is a tobiano and white Gelding, etc)</p>			

VITAL SIGNS

Horse's temperature:	Respiration:	Pulse:
----------------------	--------------	--------

HORSE HEALTH

Veterinarian Name:	Phone #
--------------------	---------

WRITE A DETAILED REPORT on 3 methods **YOU** use to provide Preventative Health Care and Maintenance to your horse. (Attach extra page(s) if necessary.)

2019

COGGIN'S TEST – Links to the Michigan Department of Agriculture are on the “Immunization and Coggin’s Guidelines” at www.kentcountyhorseleaders.com

Why does the state require a Coggin’s test for equines to participate at events?

How is EIA transmitted?

Name three (3) ways we can help prevent EIA from spreading?

- 1.
- 2.
- 3.

IMMUNIZATIONS – Information found @ <http://www.kentcountyhorseleaders.com> “Immunization and Coggin’s Guidelines”.

List the diseases that Kent County 4H requires immunizations for?

- 1.
- 2.
- 3.
- 4.
- 5.

Give 2 reasons why Kent County 4H requires immunizations against these diseases?

- 1.
- 2.

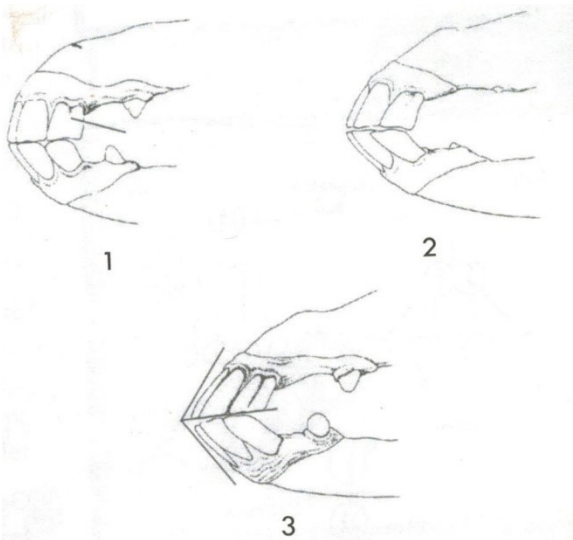
What 4 additional diseases are recommended that your horse be immunized for?

- 1.
- 2.
- 3.
- 4.

DENTAL CARE

Equine Dentist's Name:	Phone #
------------------------	---------

TEETH GROWTH CHART



	PROFILE NAME	AGE RANGE
1.		
2.		
3.		

DEWORMING

After reviewing "Internal Parasites" in the Horse Science book, name three health issues that are caused by internal parasites.

- 1.
- 2.
- 3.

Which two internal parasites are most dangerous to young foals/horses?

- 1.
- 2.

HOOF CARE

Farrier's Name:	Phone #
-----------------	---------

LAMENESS

What action is seen when the sound limb of a lame horse strikes the ground?
Define the term “founder” (laminitis):
Name and define 2 issues of unsoundness of the front legs: 1. 2.
Name and define 2 issues of unsoundness of the rear legs: 1. 2.
What is the difference between an “unsoundness” and a “blemish”?

FIRST AID <http://www.extension.org/pages/10397/treating-cuts-and-tears-in-horses>

Explain the 6 steps of treating cuts and tears

1.	
2.	

3.	
4.	
5.	
6.	
What percentage of blood can a horse lose before it becomes critical?	
Approximately how many quarts of blood does a 1,000 pound horse have?	

COLIC

Name and Describe the Five (5) types of Colic?
1.
2.
3.
4.
5.
Name four (4) types of symptoms a horse may exhibit when colicing?
1.
2.

3.

4.

Name three (3) types of treatments a vet will administer:

1.

2.

3.

Name four (4) ways a horse owner can help prevent colic:

1.

2.

3.


4.

CONFORMATION

What is the most desired shoulder angle and WHY?

Describe how the angle of the shoulder affects the motion of the horse.

INHERITANCE AND REPRODUCTION – HORSE SCIENCE, CHAPTER 5 & 6



ACROSS

- 3 Mules and Hinny; Sterile due to unpaired sex cells.
- 4 Strung along chromosomes; consists of complex molecules.
- 8 Average of 335-342 days for a foal to develop.
- 9 A jackass mated with a mare.
- 10 The outward appearance; i.e. A horse's color, black or red.
- 12 Male Sex Cell
- 13 Female Sex Cell.
- 14 Chromosomes and cells come in this.

DOWN

- 1 A mature female horse.
- 2 Long, thread-like structures.
- 4 The genetic make-up; i.e. BB, Bb, bb.
- 5 A mature male horse.
- 6 A stallion mated with a jennet.
- 7 A castrated male horse.
- 11 A heat cycle lasts an average of 6 days.

Chromosomes

Genotype

Mule

Egg

Gestation Period

Pairs

Estrus

Hinny

Phenotype

Gelding

Hybrids

Sperm

Genes

Mare

Stallion

NUTRITION – WATER (FILL IN THE BLANK)

Water is the (1) _____ component of all body fluids. Between (2) _____ and (3) _____ of adult horse body weight, and (4) _____ to (5) _____ of foal body weight is water. A loss of (6) _____ to (7) _____ of body water is fatal.

Approximately how many gallons of water does a horse need for each activity listed:

Non-working, maintenance	
Gestation	
Peak lactation	
Moderate work	
Heavy work	

NUTRITION – FORAGES

What are the two (2) main forms of forages? _____ and _____

Which type of forage includes hay and straw?


Which type of forage only has 20%-30% dry matter?

What are the two (2) basic types of forages? _____ and _____

Which of these are higher in fiber?

Which of these are higher in proteins, energy, vitamins and minerals?

DIGESTIVE CROSSWORD PUZZLE - Horse Science Chapter 7, Anatomy & Function of the Digestive System



Across

4. The rate of food ____ from mouth to anus is usually between two-three days.
7. ____ is a greenish solution, secreted by the liver, assists in the digestion of fats.
9. The small intestine is the primary site of digestion and absorption of ____.
12. ____ is chewing of feed.
13. Digestion begins with ____, the grasping of feed by the lips to bring it into the mouth.
14. The horse must chew for ____ to occur.
15. Sharp points on the teeth should be ____ or filed so the horse can chew properly.

Down

1. ____ or swallowing occurs when the feed is pushed into place by the tongue and forced through the pharynx.
2. Feed is pushed through the esophagus by peristalsis
3. ____ is the process of breaking down feed into nutrients that can be absorbed and utilized.
5. The ____ can hold only two-4 gallons of digesta.
6. ____ takes place in the hindgut.
8. The horse evolved as a non-ruminant, ____ fermenting herbivore.
10. The horse is a plant eater or ____.
11. The great length of the small intestine (50-70 feet) increases the possibilities for problems, such as ____ or telescoped intestine.

Word Bank

Bile	Deglutition	Digestion	Fermenting	Floated
Gut	Herbivore	Mastication	Nutrients	Passage
Peristalsis	Prehension	Salivation	Stomach	Twisted

SAFETY as listed in *Horse and Horsemanship*, Chapter 11

After reviewing the safety rules listed in your 4H science books, choose three safety issues you feel are very important and explain WHY.

- 1.
- 2.
- 3.

PROJECT GOALS

Name one equitation skill that you worked on this year (keeping chin up, feeling a diagonal or lead, keeping legs quiet, etc):

Name one skill you're improving on with your horse (mounted or dismounted).

EDUCATION

List seminars, clinics, demonstrations, meeting presentations, educational books, articles, training DVDs, etc.

Date	Source (YouTube, Magazine, Website, Event, ie)
Topic/Title:	
What did you learn?	
Date	Source (YouTube, Magazine, Website, Event, ie)
Topic/Title:	
What did you learn?	

EQUIPMENT AND SUPPLIES

What equipment or supplies did you purchase or borrow for your horse this year?

I am a horseless member

Item:	Who purchased the item or from whom did you borrow it?

TACK – BITS (Fill in the blank)

Bits are used for (1) _____ and (2) _____ through different (3) _____ points.

What are the seven (7) pressure points:

- 1.
- 2.
- 3.
- 4.
- 5.
- 6.
- 7.

A good set of (1) _____ hands is the first piece of equipment that needs to be (2) _____.

What are the four (4) parts of a bit:

- 1.
- 2.
- 3.
- 4.

What are four (4) factors that contribute to the severity of a bit:

- 1.
- 2.
- 3.
- 4.

Snaffle bits are, by definition, (1) _____ action bits with the reins attached directly to the mouthpiece.

What three (3) pressure points are affected by a snaffle bit?

- 1.
- 2.
- 3.

Curb bits operate on a (1) _____ principle. It has a functional curb (2) _____ or (3) _____ adjusted to fit in the (4) _____ groove area on the underside of the lower jaw, and reins attach to the shanks.

What five (5) pressure points are affected by a curb bit?

- 1.
- 2.
- 3.
- 4.
- 5.

SHOW RECORDS

Date	Show	Class	Placing

I was not able to show this year. Explain please: _____

I am a horseless member.

CLUB MEETING ATTENDANCE & INSTRUCTION AND/OR RIDING LESSONS

Date	Meeting Topics	Time Spent

EQUINE REPORT OR STORY

Subject/Title:

2019

SIGNATURES

As a 4H Member, I verify that I have read the requirements and instructions for completion of this Project Book and I understand that I must score 70% or higher in the requirements to complete the project and compete for awards. By signing, I agree with and understand the requirements of this project.

MEMBER'S SIGNATURE:

PARENT'S SIGNATURE:

Parent Comments:

By signing my name as leader of the club I verify that this member:

- Is in good standing with the club
- Has read and understands the Requirements and knows a score of 70% or higher is required to compete for awards.
- Has read and understands the instructions for completing the project book
- Completed this project book in the current year to the best of the member's ability.

LEADER'S SIGNATURE:

REQUIRED DOCUMENTS

Please place the documents directly behind this page and in this order.

IMMUNIZATIONS

The record should CLEARLY list all the DISEASES the equines have been vaccinated for.

Primary, Secondary, Miniature

COGGIN'S TEST

Primary, Secondary, Miniature

KEEP SKILLS EVALUATIONS

Dismounted, Mounted (Primary & Second) and/or Miniature Horse

Must Score 80% or better to move up

Keep a copy for your records. You will need it for next year's book unless you move to a new level.

Failure to include these documents will exclude the member from receiving an Honorable Mention or Outstanding Ribbon.

THE EQUESTRIAN PROJECT BOOK SCORE CARD**SCORER MUST CONTACT 4H LEADER IF COGGINS AND VACCINATIONS ARE NOT CURRENT OR ARE MISSING**

RECORDKEEPING	Points Possible	Section Subtotal	Points Achieved
Recordkeeping Dates	2		
Rider Information	11		
Horse Information	11		
REQUIRED full body photograph of project animal	5	29	
HORSE HEALTH			
Vital Signs	3		
Vet Information	2		
Detailed Report on Preventative Health Care and Maintenance	6		
Coggin's Test Questions	5		
Immunization Requirements Questions	11		
Dental Care	2		
Teeth Growth Chart	6		
Deworming	5		
Hoof Care	2		
Lameness	8		
First Aid	8		
Colic	16		
Conformation	4		
Inheritance and Reproduction Cross Word Puzzle	15	93	
NUTRITION			
Water	12		
Forages	8		
Digestive Cross Word Puzzle	15	35	
EXPERIENCE/EDUCATION			
Safety Questions	6		
Project Goals	2		
Educational Experience	8		
Equipment and Supplies	3		
Tack – Bits	33		
Show Record	2		
4H Club Meeting attendance & Instructions and/or riding lessons	4		
Detailed Equine Report or Story	5		
All REQUIRED signatures	3	66	
REQUIRED DOCUMENTATION			
Immunization Documentation(s) MUST HAVE CURRENT YEAR REQUIRED VACCINATIONS	10		
Coggin's Test Documentation SEPT. 1 OF PREVIOUS YEAR THROUGH CURRENT FAIR YEAR	10		
KEEP Skills Evaluation	10	30	
PROJECT BOOK TOTAL Must achieve 70% (177 pts.) or more in this section		253	

OPTIONAL BONUS SECTION		
Community Service Report	5	
In-Depth Report or Story (1-5pts. for each report. Must be dated and completed in current 4H year. Maximum 10pts.) Points awarded are based on effort and completeness.	10	
Photo section displaying 4H member and horse project in current 4H year 1 pt per photo up to 5 pictures	5	
<u>EXCEPTIONAL</u> organization, creativity	10	
Extra Educational Experiences (5 pts. Each)	15	
Total possible bonus points awarded	45	
GRAND TOTAL FROM ALL SECTIONS	298	

Honorable Mention (ribbon) is awarded for Project Books receiving more than 259 points overall and only if ALL required elements are completed.

A = 227-253

B = 202-226

C = 177-201

E = 0-176 Failure to meet requirements-will not be allowed to compete for awards/ribbons/trophies at Fair.

A score of 70% or more is needed to complete the horse project. If the horse project is considered incomplete, youth may exhibit at the youth fair, however participation will be considered Exhibition, meaning no eligibility for ribbons or trophies.

Outstanding Award (ribbon)

Top 10% of the Giddy Up projects

Top 10% of The Rider projects

Top 10% of The Wrangler projects

Top 10% of The Equestrian projects

Questions about this score can be directed to: _____

Comments from judge: