

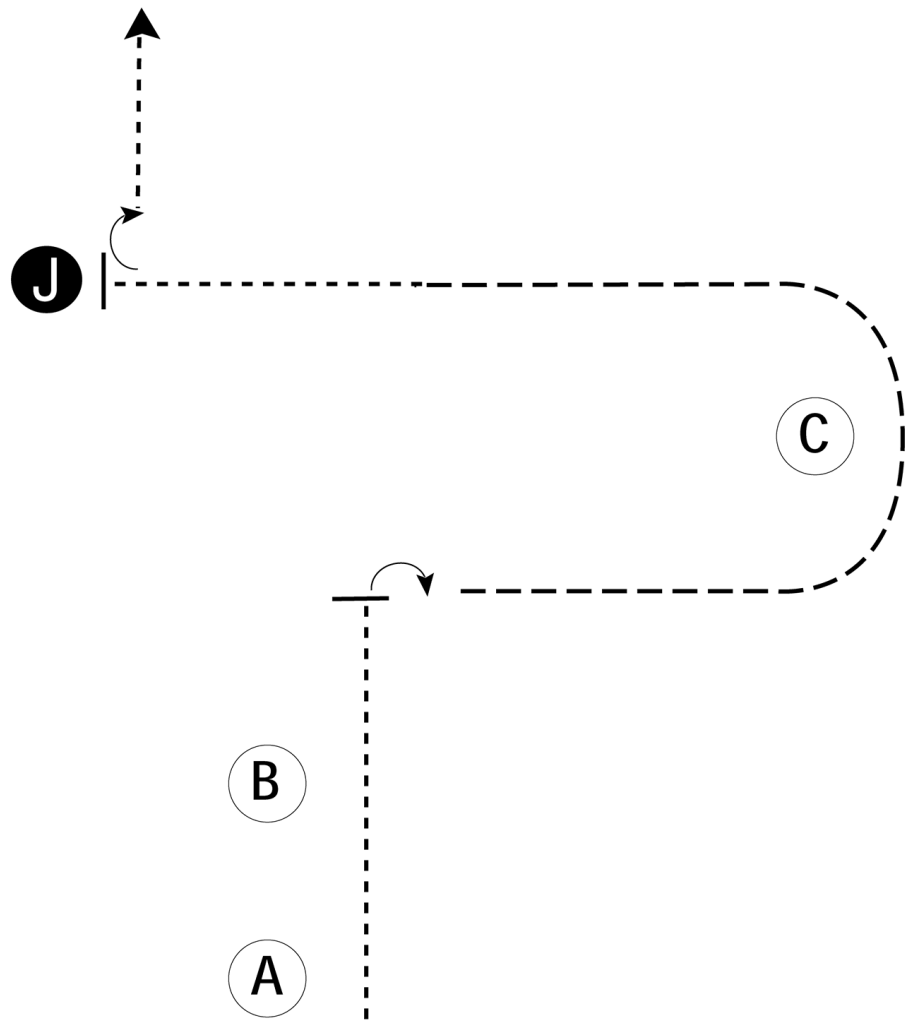
Kent County Youth Fair

Fitting & Showing (Green Horse)

Show Date: 08-09-2021

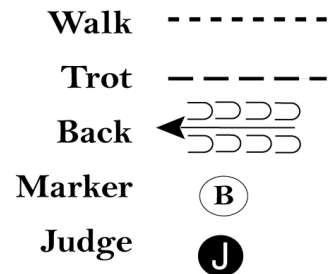
w w w . H o r s e S h o w P a t t e r n s . c o m

w w w . H o r s e S h o w P a t t e r n s . c o m



Be ready at A.

1. Walk approximately one horse length past B.
2. Stop and perform a 90 degree turn.
3. Trot around C and toward judge.
4. When halfway to judge, break to a walk.
5. Walk to judge. Stop and set up for inspection.
6. When dismissed, perform a 90 degree turn.
7. Walk straight away from judge.



Follow the instructions of your ring steward.

[S/WT-48]

Pattern Provided by:
Pattern Committee

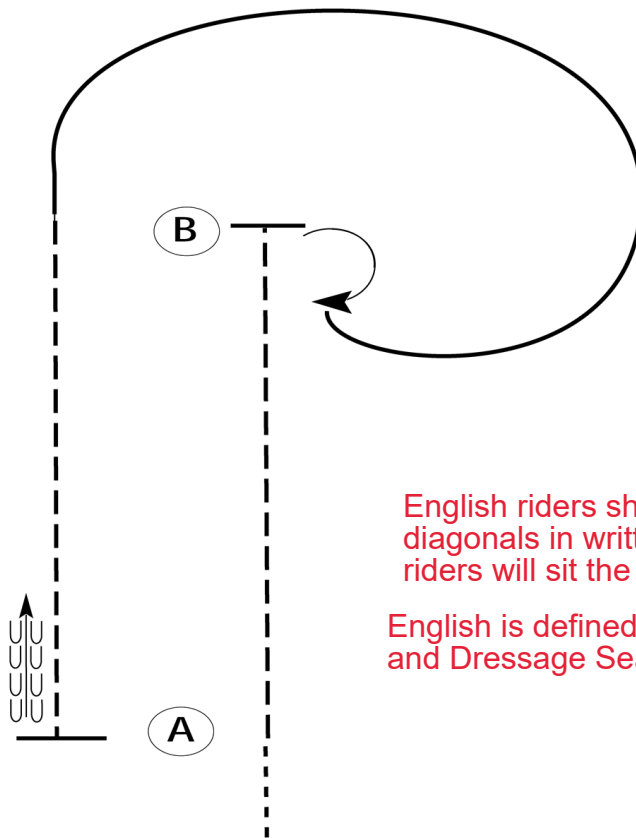
Kent County Youth Fair

Pattern Class (Green Horse)

Show Date: 08-09-2021

w w w . H o r s e S h o w P a t t e r n s . c o m

w w w . H o r s e S h o w P a t t e r n s . c o m



English riders should follow specified diagonals in written directions. Western riders will sit the jog.

English is defined as Hunt Seat, Saddle Seat, and Dressage Seat riders.

Be ready before A.

1. Walk to A.
2. Jog to B. Trot left diagonal if English.
3. Turn 180 degrees to the right.
4. Lope on the left lead back around to B.
5. Jog from B to A. Trot left diagonal if English.
6. Stop at A and back approximately one horse length.

Follow the instructions of your ring steward.

Walk	-----
Jog	-----
Extended Jog	-----
Lope	—————
Leg Yield	
Lead Change	↘
Back	← ↖ ↖
Marker	⊙ B
Sidepass	←-----→

[WH/1-44]

Pattern Provided by:
Pattern Committee