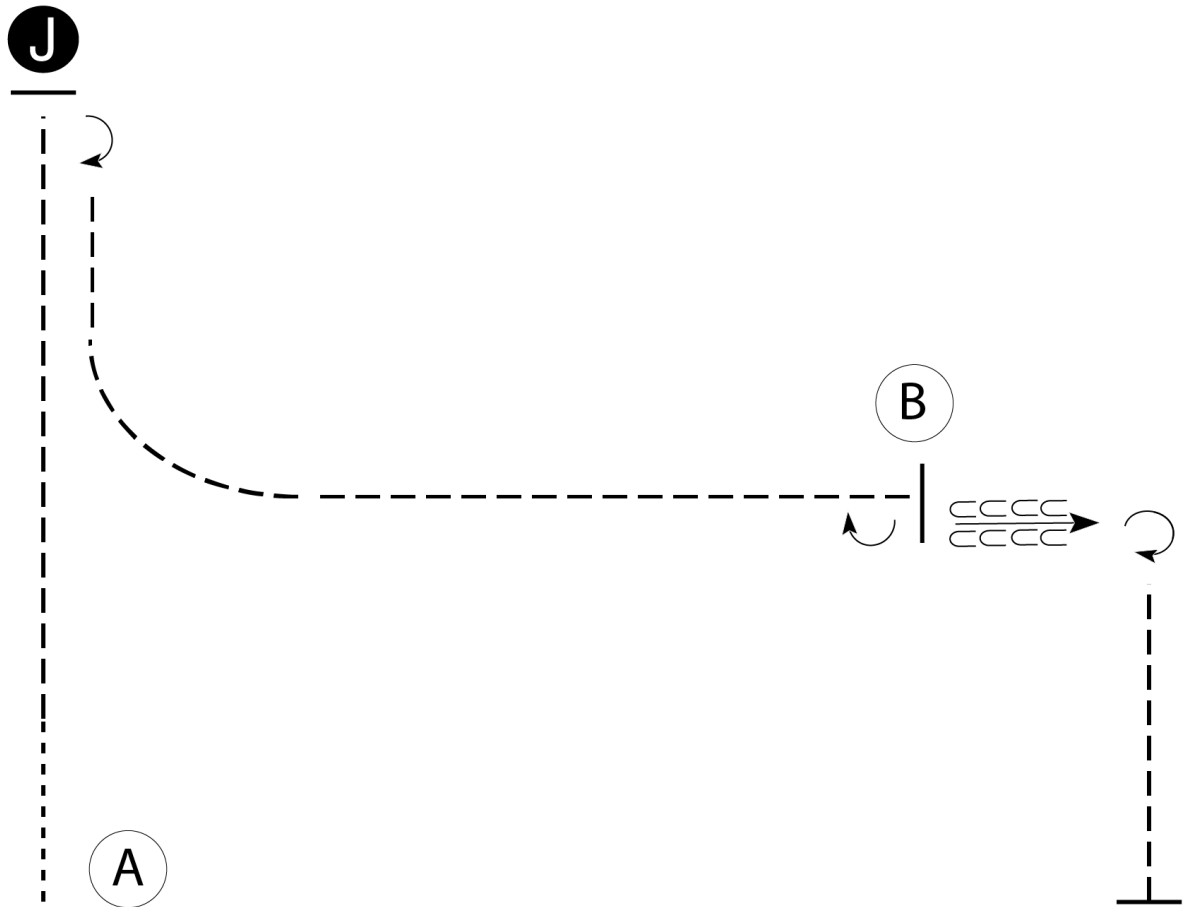


2019-2022 Kent County Youth Fair - Ring B

Class 113 - Saddle Seat Fitting & Showing (Junior)

Show Date:



Be ready at A.

1. Walk two horse lengths then trot to the Judge, and stop.
2. Set up for inspection.
3. Perform a 180 degree turn.
4. Trot an arc to B and stop with your horse's shoulder at B.
5. Perform a 180 degree turn and back until you pass B.
6. Perform a 270 degree turn, trot until even with A, then stop.
7. Pattern is complete. Exit at the trot.

Walk	-----
Trot	- - - - -
Back	← ⊃ ⊃ ⊃ ⊃
Marker	⊙ B
Judge	⊙ J

[S/2-97]

Pattern Provided by:
The Pattern Committee

www.HorseShowPatterns.com

www.HorseShowPatterns.com

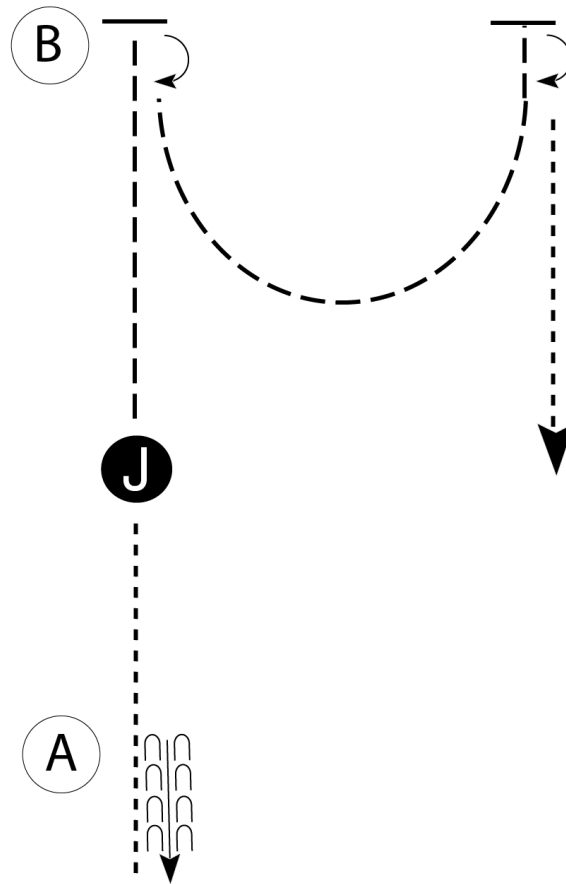
2019-2022 Kent County Youth Fair - Ring B

Class 115 - Hunt Seat Fitting & Showing (Junior)

Show Date:

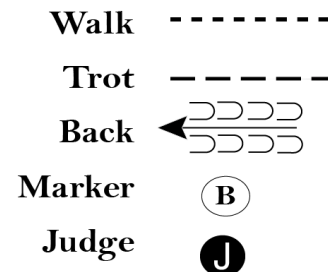
www.HorseShowPatterns.com

www.HorseShowPatterns.com



Be ready at A.

1. When acknowledged, back approximately one horse length.
2. Walk to judge. Stop and set up for inspection.
3. Judge will end inspection on horse's left side. When dismissed, trot to B.
4. Stop and perform a 180 degree turn.
5. Trot in a half circle until even with B.
6. Stop and perform a 180 degree turn.
7. Walk straight away to exit.



Follow the instructions of your ring steward.

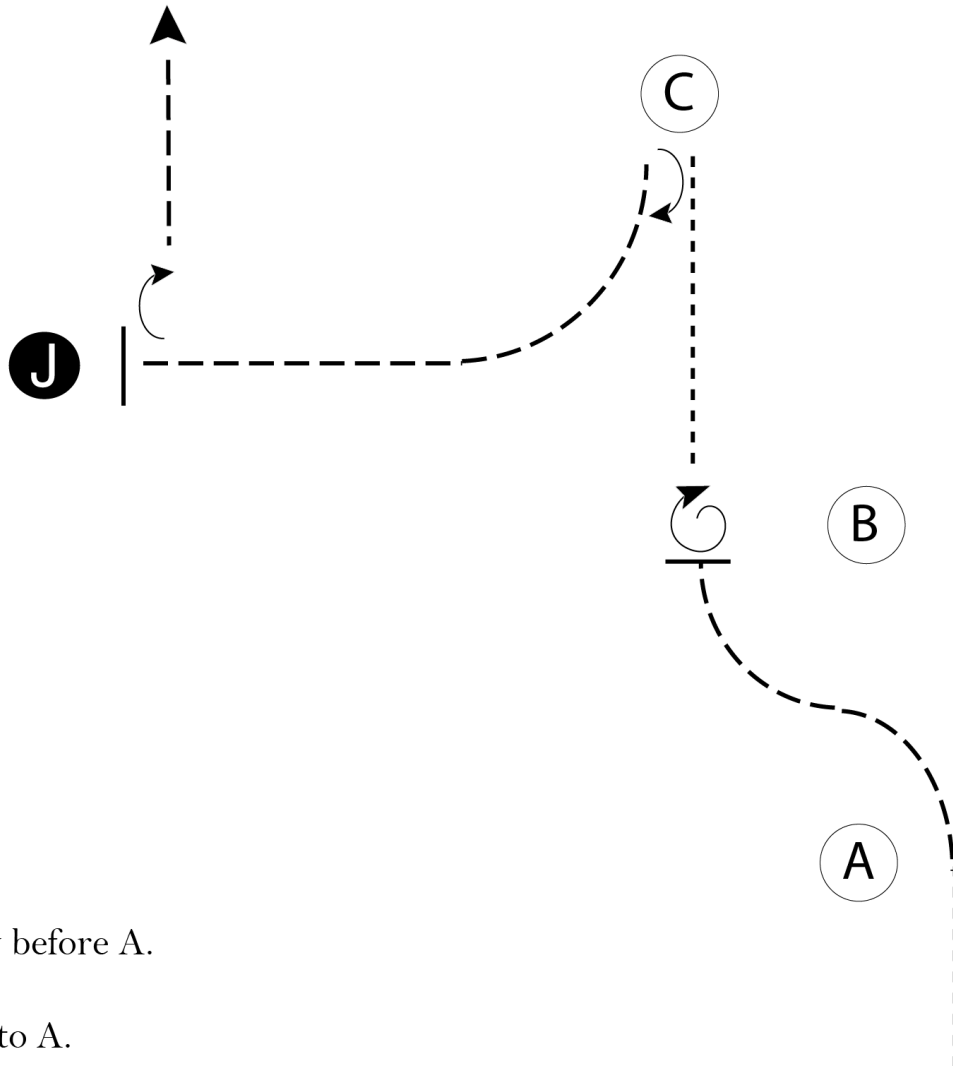
[S/2-89]

Pattern Provided by:
The Pattern Committee

2019-2022 Kent County Youth Fair - Ring B

Class 117 - Western Fitting & Showing (Junior)

Show Date:



Be ready before A.

1. Walk to A.
2. Trot to B as shown.
3. Stop at B and perform a full turn.
4. Walk to C.
5. Perform a 180 degree turn and trot to Judge.
6. Perform a 1/4 turn and set up for inspection.
7. When dismissed, exit at a trot.

Follow the instructions of your ring steward.

- | | |
|--------|--------|
| Walk | ----- |
| Trot | ----- |
| Back | ←----- |
| Marker | Ⓚ |
| Judge | ⓐ |

[S/2-91]

Pattern Provided by:
The Pattern Committee

www.HorseShowPatterns.com

www.HorseShowPatterns.com